



Search for Gravitational Lensing Signatures in LIGO-Virgo Binary Black Hole Events

O. A. Hannuksela¹ , K. Haris² , K. K. Y. Ng^{3,4} , S. Kumar^{2,5,6} , A. K. Mehta² , D. Keitel⁷ , T. G. F. Li¹ , and P. Ajith^{2,8}

¹ Department of Physics, Chinese University of Hong Kong, Sha Tin, Hong Kong

² International Centre for Theoretical Sciences, Tata Institute of Fundamental Research, Bangalore 560089, India

³ LIGO, Massachusetts Institute of Technology, Cambridge, MA 02139, USA

⁴ Department of Physics and Kavli Institute for Astrophysics and Space Research, Massachusetts Institute of Technology, Cambridge, MA 02139, USA

⁵ Max-Planck-Institut für Gravitationsphysik, Albert-Einstein-Institut, Callinstr. 38, D-30167 Hannover, Germany

⁶ Leibniz Universität Hannover, D-30167 Hannover, Germany

⁷ University of Portsmouth, Institute of Cosmology and Gravitation, Portsmouth PO1 3FX, UK

⁸ Canadian Institute for Advanced Research, CIFAR Azrieli Global Scholar, MaRS Centre, West Tower, 661 University Avenue, Toronto, ON M5G 1M1, Canada

Received 2019 January 29; revised 2019 March 3; accepted 2019 March 3; published 2019 March 19

Abstract

We search for signatures of gravitational lensing in the binary black hole events detected by Advanced LIGO and Virgo during their first two observational runs. In particular, we look for three effects: (1) evidence of lensing magnification in the individual signals due to galaxy lenses, (2) evidence of multiple images due to strong lensing by galaxies, and (3) evidence of wave optics effects due to point-mass lens. We find no compelling evidence of any of these signatures in the observed gravitational wave signals. However, as the sensitivities of gravitational wave detectors improve in the future, detecting lensed events may become quite likely.

Key words: gravitational lensing: micro – gravitational lensing: strong – gravitational lensing: weak – gravitational waves

1. Introduction

Advanced LIGO (Aasi et al. 2015; Abbott et al. 2016) and Virgo (Acernese et al. 2015) have detected gravitational wave signals from 10 binary black hole merger events during their first two observation runs, O1 and O2 (Abbott et al. 2018a). Upcoming observing runs will see further sensitivity upgrades to both LIGO and Virgo, as well as the prospects of a fourth detector, KAGRA (Somiya 2012; Aso et al. 2013; Akutsu et al. 2018), joining the network. A fifth detector is being built in India (Iyer et al. 2011). As the sensitivities of these instruments improve, many novel avenues in astronomy research could become reality (Abbott et al. 2018b). One such avenue is the study of gravitational lensing of gravitational waves.

When gravitational waves propagate near massive astrophysical objects, their trajectories curve, resulting in gravitational lensing (Ohanian 1974; Bliokh & Minakov 1975; Bontz & Haugan 1981; Thorne 1983; Deguchi & Watson 1986; Nakamura 1998; Takahashi & Nakamura 2003). Recent studies suggest that the resulting lensed gravitational waves could be detected by LIGO and Virgo as early as in the next few years (Li et al. 2018; Ng et al. 2018). Gravitational lensing, verified by numerous electromagnetic observations, has led to groundbreaking findings such as the detection of exoplanets (Cassan et al. 2012) and highly credible evidence for dark matter (Clowe et al. 2004; Markevitch et al. 2004). Observation of lensed gravitational wave signals might present interesting applications in fundamental physics, astrophysics, and cosmology; see, e.g., Jung & Shin (2019), Lai et al. (2018), Dai et al. (2018), and Sereno et al. (2011).

Lensing could produce a number of observable effects on gravitational wave signals detectable by LIGO and Virgo. First, a small fraction of binary black hole mergers will be strongly lensed by intervening galaxies (Ng et al. 2018), and possibly by galaxy clusters (Smith et al. 2018a). This would render detectable some of the binary black hole mergers that are beyond the horizon of Advanced LIGO and Virgo, due to the large lensing

magnification (Dai et al. 2017). Since the mass scale of the lens is much larger than the gravitational wavelength, lensing does not affect the frequency profile of the signal in this case, which is referred to as the geometric optics limit. However, the overall magnification caused by lensing will be degenerate with the luminosity distance estimated from gravitational wave observations (Ng et al. 2018). This will bias our estimation of the redshift to the binary and hence the intrinsic mass of the system. Thus, the lensed binaries would appear as a low redshift, high chirp mass population that could contradict known astrophysical binary mass models and, therefore, be potentially distinguishable as lensed events (Dai et al. 2017; Broadhurst et al. 2018). Second, a fraction of the strongly lensed binary black hole merger events (by galaxy lenses) can produce multiple “images,” that would arrive at the detector with relative time delays of minutes to weeks (Sereno et al. 2011; Haris et al. 2018). Third, when the characteristic mass scale of the lens is comparable to the gravitational wavelength, interesting wave optics phenomena occur (Nakamura 1998; Takahashi & Nakamura 2003). This can happen for the case of gravitational waves from stellar mass black hole mergers lensed by intermediate-mass black holes (Lai et al. 2018).

We look for evidence of the lensing effects mentioned above within the binary black hole events detected by Advanced LIGO/Virgo in the first and second observing run.⁹ We find that the LIGO/Virgo events are consistent with current astrophysical population models, and do not require lensing magnification to explain the observed mass and redshift distribution. Also, we find no conclusive evidence for multiple images by strong lensing nor the wave optics effects predicted in the limit of small lens masses. However, as the detector sensitivities improve, studying gravitational lensing with gravitational waves could soon become a realistic possibility.

⁹ We do not include the binary neutron star merger event GW170817 in this study because the lensing probability is negligible at distances as small as 40 Mpc.

This paper is organized as follows: In Section 2 we present results showing the lack of evidence of strong lensing magnification by modeling the high chirp mass, low redshift populations predicted by lensing and comparing them with LIGO/Virgo binary black hole measurements. In Section 3 we use a Bayesian model selection to check if any pair of detected gravitational wave signals could be each others’ strongly lensed counterpart. In Section 4 we search for evidence of wave optics effects in observed signals by small point-like lenses using a templated search. We conclude and discuss future outlook in Section 5.

2. No Evidence of Lensing Magnification

In the regime of strong lensing by galaxies, lensing effects are well approximated by geometric optics. Due to the degeneracy between the distance and lensing magnification, it is difficult to distinguish whether a single binary black hole detection corresponds to an unlensed source at a distance d_o or a lensed image at $d_s = d_{\text{obs}}/\sqrt{\mu}$, where μ is the lensing magnification.

Due to the cosmological expansion, the frequency of gravitational waves will be redshifted. Since gravitational wave frequencies are degenerate with the masses, what we estimate is the “redshifted” chirp mass $\mathcal{M}^z = (1+z)\mathcal{M}$, where \mathcal{M} is the intrinsic (true) chirp mass of the binary and z is the redshift. The estimated luminosity distance can be converted into a redshift estimate using a cosmological model, which can, in turn be used to estimate the intrinsic chirp mass \mathcal{M} of the binary. The unknown lensing magnification will bias our estimation of the intrinsic mass and the distance (equivalently, the redshift) of the binary. Hence, lensed binaries will appear as a population of low redshift, high-mass sources (Dai et al. 2017). Broadhurst et al. (2018) argued that the high-mass events detected during the first observational run of LIGO are consistent with being strongly lensed. Here we demonstrate that the detections made during the first two observational runs of LIGO and Virgo do not show any statistically significant evidence of strong lensing.

We perform forward modeling to predict the lensing rate of binary black holes observed by the Advance LIGO/Virgo detectors. Following Ng et al. (2018), the lensing rate R_L is given by

$$R_L = \int p_L(\mu, z_s) \frac{dN(\rho_L > \rho_{\text{th}})}{dz_s d\theta} d\mu dz_s d\theta, \quad (1)$$

where $p_L(\mu, z_s)$ is the lensing probability at source redshift z_s with magnification μ , $\rho_L = \sqrt{\mu}\rho$ is the signal-to-noise ratio (S/N) of the lensed signal with ρ as the S/N of the unlensed signal, ρ_{th} is the network detection threshold and θ is the set of other binary parameters (component masses, spins, etc.). We set $\rho_{\text{th}} = 10$, which is about the separation threshold between detections and marginal events in the GWTC-1 catalog (Abbott et al. 2018a).

We simulate gravitational wave signals from an astrophysical distribution to forecast the rate of strongly lensed events. We distribute the binaries uniformly on the sky, with isotropic orientations, uniform spin magnitudes, and isotropic spin directions. For the primary mass m_1 , we use a power-law mass function $p(m_1) \propto m_1^{-2.35}$ with $5 M_\odot \leq m_1 \leq 50 M_\odot$. The power-law mass function follows from the initial mass function of progenitors (Salpeter 1955). The upper mass limit is

motivated by pulsational pair-instability supernova, which prevents the formation of stellar remnants with mass $\sim 50\text{--}150 M_\odot$ (Heger & Woosley 2002; Belczynski et al. 2016a; Spera & Mapelli 2017; Woosley 2017). The lower mass limit can be a consequence of rapid supernova mechanism, which explains the mass gap $\sim 2\text{--}5 M_\odot$ in X-ray measurements (Özel et al. 2010; Belczynski et al. 2012; Fryer et al. 2012). We determine the secondary mass m_2 by drawing from a uniformly distributed mass ratio $q = m_2/m_1$ with the constraints $m_1 + m_2 \leq 100 M_\odot$ and $5 M_\odot \leq m_2 \leq m_1$. We use simulated redshift evolution from Belczynski et al. (2016b) as the merger rate density history. The redshift distribution is the product of merger rate density and differential comoving volume in Planck’s Λ CDM model (Planck Collaboration et al. 2016). We then compute the optimal S/N ρ of signals observed by the Advanced LIGO-Virgo network using the IMRPHENOMPV2 waveform family (Hannam et al. 2014; Husa et al. 2016; Khan et al. 2016). We use publicly available noise power spectra of LIGO Hanford and LIGO Livingston in O1 (Vallisneri et al. 2015) and O2 (Kissel 2017a, 2017b).

The magnification distribution of strong lensing is approximately $p(\mu) \propto \mu^{-3}$ for $\mu \geq 2$, at which $\mu = 2$ is the minimum magnification allowing multiple images (Narayan & Bartelmann 1996). We assume a constant comoving density of early-type galaxies as our lenses. We use the singular isothermal sphere as our galactic lens model to determine the lensing probability at any magnification $\mu \geq 2$ (Turner et al. 1984),

$$\tau(z_s|\mu \geq 2) = F \left(\frac{d_C(z_s)}{d_H} \right)^3, \quad (2)$$

where d_H is the Hubble distance, d_C is the comoving distance, and $F \sim 0.0017$ is an empirical coefficient determined from galaxy surveys (Fukugita & Turner 1991; Bernardi et al. 2010). Hence, the overall lensing probability is $p_L(\mu, z_s) = \tau(z_s|\mu \geq 2) p(\mu)$.

We normalize the total rate (unlensed and lensed events) to our observation counts ~ 20 per year, which is calculated from the coincidence analysis time in O1 and O2 (Abbott et al. 2018a). The resulting expected lensing rate is ~ 0.1 per year in O2 and ~ 0.06 per year in O1. We expect the low order-of-magnitude of lensing rates because the lensing optical depth $\tau(z_s) \sim \mathcal{O}(0.001)$ is a primary scaling factor to the lensing rate.

To further validate the low significance of strong lensing, we project the differential lensing rate on the $\mathcal{M}^z - z_{\text{obs}}$ plane, where \mathcal{M}^z is the redshifted chirp mass and z_{obs} is the observed redshift after lensing, and calculate the fraction of lensing events in each bin (Figure 1). All of the LIGO-Virgo detections lie inside the region of very low ($\lesssim 10^{-2}$) lensing probability. From Figure 1, the sharp transition of the lensing fraction in the high mass end implies that the upper mass limit is a significant indicator of the lensing regime. Even though we may observe events with masses falling in the lensing regime in Figure 1, we emphasize that repeated binaries can also be an alternative explanation of high mass events exceeding upper mass limit (Gerosa & Berti 2017; Rodriguez et al. 2018). This suggests that lensing is unnecessary to describe the population properties of these binary black hole events.

3. No Evidence of Multiple Images

A fraction of binary black hole mergers strongly lensed by galaxies would also be “multiply imaged” (Ng et al. 2018),

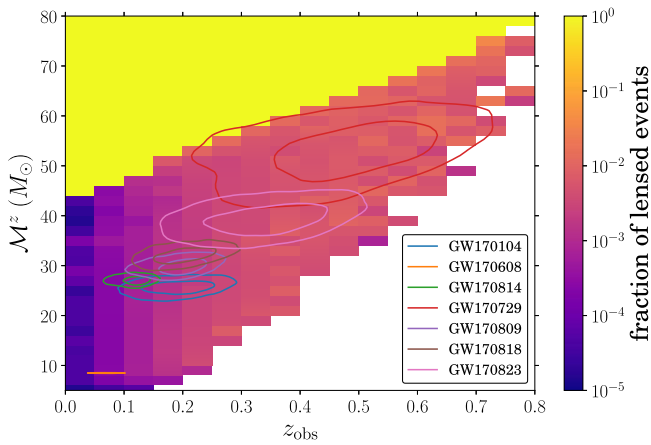


Figure 1. Expected fraction of strongly lensed (magnified) over unlensed binary black hole mergers as a function of the observed redshift z_{obs} and redshifted chirp mass \mathcal{M}^z in O2 sensitivity, obtained by forward modeling. The sharp transition from low fraction to unity at the high mass end is a consequence of the hard cutoff in intrinsic masses. The white region indicates no detection of lensed or unlensed events outside the detector horizon. Contours of 50% and 90% confidence intervals of the posteriors of the binary black hole events from the first two observation runs of LIGO and Virgo are overlaid. The lensing probability is negligible ($\lesssim 10^{-2}$) in the region spanned by these posteriors, suggesting that these events are unlikely to be lensed.

with time delays of minutes to weeks between multiple images (Haris et al. 2018). About 0.4% of the black hole mergers are expected to produce detectable ($S/N > 8$) multiple images in the Advanced LIGO-Virgo network at design sensitivity (Haris et al. 2018). In this geometric optics regime, lensing only magnifies/demagnifies the lensed signals without affecting their frequency profile. Thus, posterior distributions of the intrinsic parameters that determine the frequency evolution of the signal (such as the redshifted masses and dimensionless spins of the black holes), estimated from multiple images, will be consistent with each other. Also, because the sky location of multiple images will be within the uncertainties of the gravitational wave sky localization, we can safely assume that the sky location estimated from multiple images will also be consistent, as will the estimated inclination angle of the binary and the polarization angle. However, the estimated luminosity distance from the two images will in general be inconsistent because the distance is fully degenerate with the (unknown) magnification of the signal.

From each pair of binary black hole signals detected by LIGO and Virgo, we compute the ratio of the marginalized likelihoods (Bayes factor) of the competing hypotheses: (1) that the pair of signals are strongly lensed images of a single binary black hole merger, and (2) that they are produced by two independent mergers. This Bayes factor can be written as (Haris et al. 2018)

$$\mathcal{B}_{\text{U}}^{\text{L}} = \int d\theta \frac{P(\theta|d_1)P(\theta|d_2)}{P(\theta)}, \quad (3)$$

where θ denotes the set of parameters that describes the signal (excluding the luminosity distance and arrival time), $P(\theta)$ denotes the prior probability distribution of θ , while $P(\theta|d_1)$ and $P(\theta|d_2)$ describe the posterior distributions of θ estimated from the data d_1 and d_2 containing the pair of signals under consideration.

The measured time delay Δt_0 between two signals can also be used to compute the likelihood ratio of the two hypotheses. The Bayes factor between the lensed and unlensed hypotheses can be written as (Haris et al. 2018)

$$\mathcal{R}_{\text{U}}^{\text{L}} = \frac{P(\Delta t_0|\mathcal{H}_{\text{L}})}{P(\Delta t_0|\mathcal{H}_{\text{U}})}, \quad (4)$$

where $P(\Delta t_0|\mathcal{H}_A)$ with $A \in \{\text{L}, \text{U}\}$ is the prior distribution of Δt (under the lensed or unlensed hypothesis) evaluated at $\Delta t = \Delta t_0$. The prior $P(\Delta t_0|\mathcal{H}_{\text{U}})$ of the unlensed hypothesis is computed assuming that binary merger events follow a Poisson process. We use 714 days¹⁰ as the observation time for computing $P(\Delta t_0|\mathcal{H}_{\text{U}})$. The prior distribution $P(\Delta t|\mathcal{H}_{\text{L}})$ of the time delay between strongly lensed signals is computed from an astrophysical simulation that employs reasonable distributions of galaxy lenses, mass function of binary black holes, and redshift distribution of mergers, following Haris et al. (2018).

We compute $\mathcal{B}_{\text{U}}^{\text{L}}$ from a pair of binary black hole signals by integrating the posterior distributions of the binary's parameters released by the LIGO-Virgo Collaboration (Abbott et al. 2018a; LIGO Scientific Collaboration 2018). These posteriors are estimated by the LALINFERENCE (Veitch et al. 2015; LIGO Scientific Collaboration & Virgo Collaboration 2017) code using the gravitational waveform family IMRPHENOMPV2. We use the joint posterior distributions of the following parameters $\theta := \{m_1^z, m_2^z, a_1, a_2, \cos \theta_{a1}, \cos \theta_{a2}, \alpha, \sin \delta, \theta_{J_N}\}$, where m_1^z, m_2^z are the redshifted component masses, a_1, a_2 are the dimensionless spin magnitudes, θ_{a1}, θ_{a2} are the polar angle of the spin orientations (with respect to the orbital angular momentum), $\alpha, \sin \delta$ denote the sky location, and θ_{J_N} is the orientation of the total angular momentum of the binary (with respect to the line of sight).¹¹ The Bayes factor in Equation (3) is computed by numerically integrating the products of the Gaussian kernel density estimates of the posterior distributions of θ from each pair of events, after marginalizing them over all other parameters using standard priors in the LIGO-Virgo parameter estimation (Abbott et al. 2018a).

Figure 2 presents a scatter plot of the Bayes factors $\mathcal{B}_{\text{U}}^{\text{L}}$ and $\mathcal{R}_{\text{U}}^{\text{L}}$ computed from binary black hole event pairs observed by LIGO and Virgo during the first two observation runs. Since the $\mathcal{B}_{\text{U}}^{\text{L}}$ and $\mathcal{R}_{\text{U}}^{\text{L}}$ are computed using unrelated information, we can compute a joint Bayes factor by multiplying $\mathcal{B}_{\text{U}}^{\text{L}}$ and $\mathcal{R}_{\text{U}}^{\text{L}}$, which is used to determine the significance for each pair (Haris et al. 2018). Figure 2 also shows the significance of these Bayes factor values, $\mathcal{B}_{\text{U}}^{\text{L}} \times \mathcal{R}_{\text{U}}^{\text{L}}$, in terms of Gaussian standard deviations. The significance is estimated from simulations of unlensed binary black hole events in Gaussian noise with power spectra of the Advanced LIGO-Virgo network with design sensitivity, presented in Haris et al. (2018).¹² In the

¹⁰ This is the total duration from the beginning of O1 to the end of O2. In reality, the data is not available for the entire 714 days due to the limited duty cycle of the Interferometers. We do not expect a significant change in the prior distribution even if we include this correction.

¹¹ Dai & Venumadhav (2017) have discovered that, if we neglect the effects of spin precession and nonquadrupole modes, multiple images are related to each other by specific phase shifts. Hence the consistency of the coalescence phase ϕ_c and polarization angle ψ , which is degenerate with ϕ_c can also be used to determine the consistency of multiple images. However, we are using a more general waveform family that includes spin precession, where such a relationship does not hold. Hence we do not check the consistency of ϕ_0 and ψ .

¹² The significance of lensed event pairs will be even lower if we used the actual O1–O2 noise spectra, due to the lower sensitivity. Hence this is an optimistic estimate of the significance of these Bayes factors.

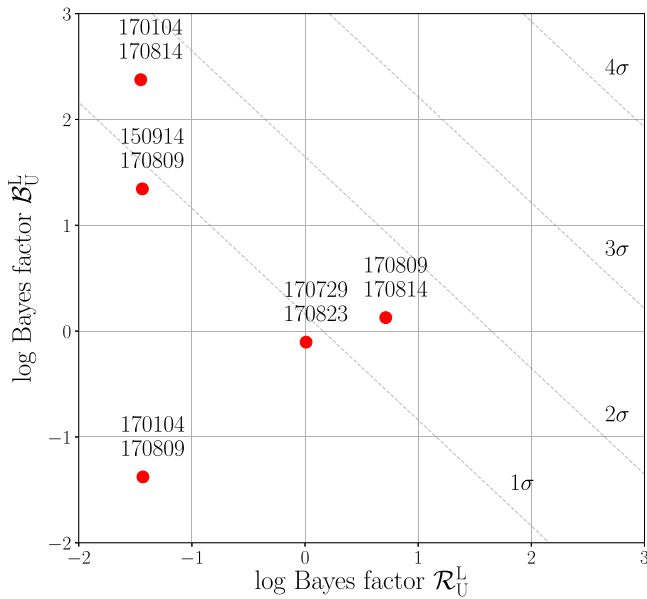


Figure 2. Scatter plot of the \log_{10} Bayes factors \mathcal{B}_U^L computed from the consistency of posteriors of signal parameters estimated from each pair of binary black hole events and Bayes factors \mathcal{R}_U^L computed from the time delay between pairs of events. The significance of these Bayes factors is shown by dashed lines (in terms of Gaussian standard deviations). This is estimated by performing simulations of unlensed events in simulated Gaussian noise and estimating the probability of unlensed events producing Bayes factors of this value. In summary, we do not see any strong evidence for multiply lensed images in LIGO-Virgo binary black hole detections. Note that, out of 45 event pairs, only those pairs with \log_{10} Bayes factors greater than -2 are shown in the plot. We have taken into account the effect of the trials factor due to the 45 event pairs.

estimation of the significance, we have taken into account the effect of the “trials factor” due to 45 event pairs produced by the 10 events—if p is the probability of an unlensed pair to have a Bayes factor greater than a given threshold (that we estimate from the simulations), the probability of at least one among N unlensed pairs to randomly cross this threshold is $1 - (1 - p)^N \simeq Np$, assuming that each pair is independent.

The event pairs GW170104–GW170814 and GW150914–GW170809 show the highest Bayes factors $\mathcal{B}_U^L \sim 198$ and 29—their posteriors overlap at a reasonable confidence level to suggest a possible explanation of them as double images of a single source based on waveform similarity (see Figures 4 and 5 in the Appendix). However, galaxy lenses are unlikely to produce time delays as long as 7 or 23 months between the images (Haris et al. 2018), resulting in a small $\mathcal{R}_U^L \sim 4 \times 10^{-3}$ and 10^{-4} for both pairs. If galaxy clusters were a viable lensing source, then one could expect time delays of a few months (Smith et al. 2018a, 2018c). However, the rate of strongly lensed binary black hole mergers by galaxy clusters at current sensitivity is around 10^{-5} per year (Smith et al. 2018b), disfavoring this scenario. On the other hand, the time delay between GW170809 and GW170814 is consistent with galaxy lenses ($\mathcal{R}_U^L \sim 3.3$). While the projected one-dimensional posterior of, e.g., chirp mass overlap within 90% confidence (Broadhurst et al. 2019), this is mainly caused by correlation with other intrinsic parameters, e.g., effective spin. The posteriors in higher dimensions do not show similar overlap (see Figure 6 of the Appendix), implying that these waveforms can be discriminated from each other with reasonable confidence. Indeed, a full higher-dimensional consistency

check between the estimated parameters from this pair does not significantly favor lensing ($\mathcal{B}_U^L \sim 1.2$). The joint Bayes factors $\mathcal{B}_U^L \times \mathcal{R}_U^L$ for these pairs are 0.9 (GW170104–GW170814), 4×10^{-3} (GW150914–GW170809) and 4 (GW170809–GW170814). In summary, we do not see any strong evidence for the hypothesis that any of the pairs of binary black hole signals are lensed images of the same merger event. We have also repeated the same calculation employing the waveform family SEOBNRV3 (Pan et al. 2014; Taracchini et al. 2014; Babak et al. 2017). The Bayes factors that we obtain from this analysis are consistent with those presented in Figure 2.

We also compute the Bayes factor of the hypothesis that there exists at least one multiply imaged event in the entire catalog of events observed by Advanced LIGO-Virgo in the first and second observing run (without specifically identifying that pair). Considering the fact that the probability for observing more than two lensed images of a single merger is negligible, the joint Bayes factor $\sum_{p \in \text{pairs}} \mathcal{B}_U^L(p) \mathcal{R}_U^L(p)$ is equal to 5.2, and is not highly significant.

4. No Evidence of Wave Optics Effects

When a gravitational wave propagates around an object of size similar to its wavelength, interesting wave optics effects are produced due to the superposition of several lensed wavefronts with variable magnifications and time delays (Ohanian 1974; Bliokh & Minakov 1975; Bontz & Haugan 1981; Thorne 1983; Deguchi & Watson 1986; Nakamura 1998; Takahashi & Nakamura 2003; Christian et al. 2018). In such a scenario, the observed waveform will have characteristic beating patterns detectable in LIGO and Virgo (Cao et al. 2014; Lai et al. 2018), if the lensing object’s mass $M_L \lesssim 10^5 M_\odot$, e.g., that of intermediate-mass black holes. Such lensing effects could be detected if the lens lies close to a caustic and its effective Einstein radius is expanded (see Lai et al. 2018, for more details). We search for such lensing effects in the LIGO-Virgo detections, assuming point-like lenses such as those considered in Lai et al. (2018).

The effect of lensing may be solved from the Einstein field equations, when the gravitational potential is too weak to change the polarization of the wave ($U \ll 1$), and when the gravitational wave can be separated from the background spacetime (Nakamura 1998; Takahashi & Nakamura 2003).¹³ Such an approximation is valid when the lensing object’s size is comparable to, or larger than the wavelength of the gravitational wave. The result in the point mass lens approximation yields a frequency dependent magnification factor $F(f; M_L^z, y)$ that is a function of the redshifted lens mass M_L^z and source position $y = D_L \eta / \xi_0 D_S$ in the lens plane, where D_L and D_S are angular diameter distances of the lens and the gravitational wave source, respectively, η is the distance to the source from the line of sight of the lens and ξ_0 is the lens’ Einstein radius (Nakamura 1998; Takahashi & Nakamura 2003; Lai et al. 2018). The magnification factor transforms an unlensed waveform $h(f; \lambda)$ to a lensed waveform $h_L(f; \lambda, M_L^z, y) := h(f; \lambda) F(f; M_L^z, y)$, where λ is the set of parameters describing the unlensed waveform, including the

¹³ When the wavelength of the gravitational wave is much larger than the object’s size and the wave travels near the object, the wave may no longer be separated from the background and wave scattering occurs (see, e.g., Takahashi et al. 2005). We do not consider this effect.

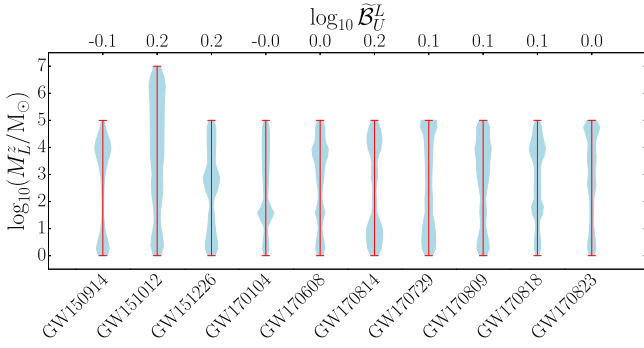


Figure 3. Posterior distribution of redshifted lens mass M_L^z (violin plots) and the log Bayes factor between lensed and unlensed hypothesis $\log_{10} \tilde{\mathcal{B}}_U^L$ (top vertical axis) for wave optics effects in each gravitational wave event. The Bayes factors and the lens mass posteriors have been computed using nested sampling assuming a log-uniform redshifted lens mass prior. None of the Bayes factors are significant enough to favor the lensing hypothesis.

component masses, spins, location, and orientation of the binary, and the time and phase of coalescence.

We search for signatures of point mass lenses within a range of source positions $y \in [0.1, 3]$ and redshifted mass of the lens $M_L^z \in [1, M_{\max}]M_\odot$ in all O1 and O2 detections using nested sampling (LALINFERENCE) and lensed IMRPHENOMPV2 waveform family $h_L(f; \lambda, M_L^z, y)$, as implemented in Lai et al. (2018). Indeed, lensing deformation could be partially mimicked by higher order effects in the unlensed waveform (e.g., due to spins); however, sufficiently large lensing deformation could be identified by our search, as illustrated in Lai et al. (2018). Our upper bound for the lens mass, M_{\max} , is chosen so that the time delay between the two lensed images is large enough for the lensed waves to be well-separated (Takahashi & Nakamura 2003), and we assume agnostically that the lens can be in any mass range and hence choose a uniform prior in $\log_{10} M_L^z$. Furthermore, we cut off the source position y at 3, because the lensing effects beyond this point are unmeasurable, while at $y \lesssim 0.1$ the lensing probability is small. The prior $p(y) \propto y$ is chosen based on geometrical argument and isotropy, i.e., the probability distribution for the line-of-sight distance goes as $p(<\eta) \propto \pi\eta^2$, and we have verified that this prior is largely unaffected by the assumption for the astrophysical distribution of lenses. For additional details of the lensing formalism and the choice of prior, refer to Lai et al. (2018).

We then compute the ratio of the Bayesian evidences \mathcal{Z}_L and \mathcal{Z}_U of the lensed and unlensed hypotheses (using lensed and unlensed waveforms, respectively) obtained from the two nested sampling sets:

$$\tilde{\mathcal{B}}_U^L = \frac{\mathcal{Z}_L}{\mathcal{Z}_U} = \frac{\int P(\lambda, M_L^z, y) P(d|\lambda, M_L^z, y) d\lambda dM_L^z dy}{\int P(\lambda) P(d|\lambda) d\lambda}. \quad (5)$$

Figure 3 shows the posterior distributions of redshifted lens mass M_L^z (violin plots) that is marginalized over y as well as the source parameters λ . The figure also shows the Bayes factors between the lensed and unlensed hypothesis $\tilde{\mathcal{B}}_U^L$ for each gravitational wave event. The posterior distributions do not peak at zero lens mass due to the free source position variable y , which at higher values reduce the lensing effect, causing the lens mass posterior to be broad instead. Note that for the GW151012 event we have made the prior broader as the peak

of the posterior was otherwise not captured. We find that the Bayes factor $\log_{10} \tilde{\mathcal{B}}_U^L < 0.2$ for all events. Hence, we find no evidence to support the lensing hypothesis by smaller point-like lenses.

5. Outlook

We have searched for lensing effects in the binary black hole observations by LIGO and Virgo during the observing runs O1 and O2, finding no strong evidence of gravitational lensing. In particular, we looked for three effects. First, we searched for evidence of high lensing magnification in the observed signals by comparing the chirp mass—redshift distribution of observed binary black holes to the statistically predicted populations of lensed and unlensed signals. Second, we looked for evidence of multiply imaged signals by investigating the consistency of the estimated parameters among all pairs of events. Third, we looked for evidence of wave optics effects in the observed signals by point-like lenses. None of these investigations revealed any lensing effects in the observed signals.

While the probability of lensed gravitational waves is low, in the future, as detector sensitivities improve further, it will become increasingly possible to observe strong lensing (Ng et al. 2018). Since Advanced LIGO and Virgo are expected to observe hundreds of binary black hole mergers as they reach their design sensitivity, according to current estimates, more than one strongly lensed signal will be observable per year. Apart from verifying a fundamental prediction of general relativity using a messenger that is different from electromagnetic waves, such an observation might enable precision localization of the merger when combined with optical observations of the lens galaxy (A. K. Mehta et al. 2019, in preparation). Since the fraction of lensed events will be small, we do not expect lensing to introduce significant biases in population analysis.

Detecting wave optics effects, e.g., by intermediate-mass black holes, could be possible at least in the future third generation detectors (Christian et al. 2018; Lai et al. 2018), but detection rates are highly uncertain in the current ground-based detectors. However, it is worth noting that the time-resolution of LIGO would be able to probe lensing that are below the typical angular resolution of optical or radio telescopes, and hence could uncover hidden lens populations that could have been missed. The prime targets for weak lensing are likely to be smaller substructures that would be enhanced by the galaxies' potential, which have been observed in the optical band (Diego et al. 2018). Indeed, lensing observations of gravitational waves are likely to become a powerful tool for astronomy in the coming years.

We thank the LIGO Scientific Collaboration and Virgo Collaboration for providing the data of binary black hole observations during the first two observation runs of Advanced LIGO and Virgo. P.A.'s research was supported by the Science and Engineering Research Board, India through a Ramanujan Fellowship, by the Max Planck Society through a Max Planck Partner Group at ICTS-TIFR, and by the Canadian Institute for Advanced Research through the CIFAR Azrieli Global Scholars program. S.K. acknowledges support from national post doctoral fellowship (PDF/2016/001294) by Scientific and Engineering Research Board, India. O.A.H. is supported by the Hong Kong Ph.D. Fellowship Scheme (HKPFS) issued by the

Research Grants Council (RGC) of Hong Kong. The work described in this paper was partially supported by grants from the Research Grants Council of the Hong Kong (Project No. CUHK 14310816, CUHK 24304317, and CUHK 14306218) and the Direct Grant for Research from the Research Committee of the Chinese University of Hong Kong. K.K.Y. N. acknowledges support of the National Science Foundation, and the LIGO Laboratory. LIGO was constructed by the California Institute of Technology and Massachusetts Institute of Technology with funding from the National Science Foundation and operates under cooperative agreement PHY-0757058. Computations were performed at the ICTS cluster Alice and the LIGO Hanford cluster. K.H., S.K., A.K.M., and P.A. thank Tejaswi Venumadhav, B. Sathyaprakash, Jolien Creighton, Xiaoshu Liu, Ignacio Magana Hernandez, and Chad Hanna for useful discussions. O.A.H., K.K.Y.N., and T.G.F.L. also acknowledge useful input from Peter T. H. Pang and Rico K. L. Lo.

Appendix

Detailed Investigations of Event Pairs Showing Marginal Evidence of Lensing

Here we present additional investigations on the event pairs that show marginal evidence of multiply imaged lensing in the analysis presented in Section 3, providing a qualitative

explanation of the Bayes factors presented in that section in terms of the overlap of the estimated posteriors from these event pairs. Figure 4 presents the 2D and 1D marginalized posterior distributions of the parameters that are included in the consistency test, for the event pair GW17014–GW170814. Posteriors have appreciable levels of overlap in many parameters, thus resulting in a considerable Bayes factor of $\mathcal{B}_{\text{U}}^{\text{L}} \sim 198$ supporting the lensing hypothesis, purely based on parameter consistency. However, galaxy lenses are unlikely to produce a time delay of 7 months between the images (Haris et al. 2018), resulting in a small Bayes factor $\mathcal{R}_{\text{U}}^{\text{L}} \sim 4 \times 10^{-3}$ based on time delay considerations.

Figure 5 shows similar plots for the event pair GW150914–GW170809. Although marginalized 1D posteriors have some level of overlap in many parameters, 2D posteriors show good separation in many parameters, e.g., in $\mathcal{M}^z - \chi_{\text{eff}}$. The resulting Bayes factor supporting the lensing hypothesis, based on parameter consistency is $\mathcal{B}_{\text{U}}^{\text{L}} \sim 29$. However, galaxy lenses are unlikely to produce a time delay of 23 months between the images, resulting in a small Bayes factor $\mathcal{R}_{\text{U}}^{\text{L}} \sim \times 10^{-4}$ based on time delay considerations. Figure 6 shows similar plots for the event pair GW170809–GW170814. Here also, the 2D posteriors of several parameters (e.g., in $\mathcal{M}^z - \chi_{\text{eff}}$) show poor overlaps, suggesting that the full multidimensional posteriors do not have significant overlap. The resultant Bayes factor for parameter consistency is $\mathcal{B}_{\text{U}}^{\text{L}} \sim 1.2$, even though, the time delay between

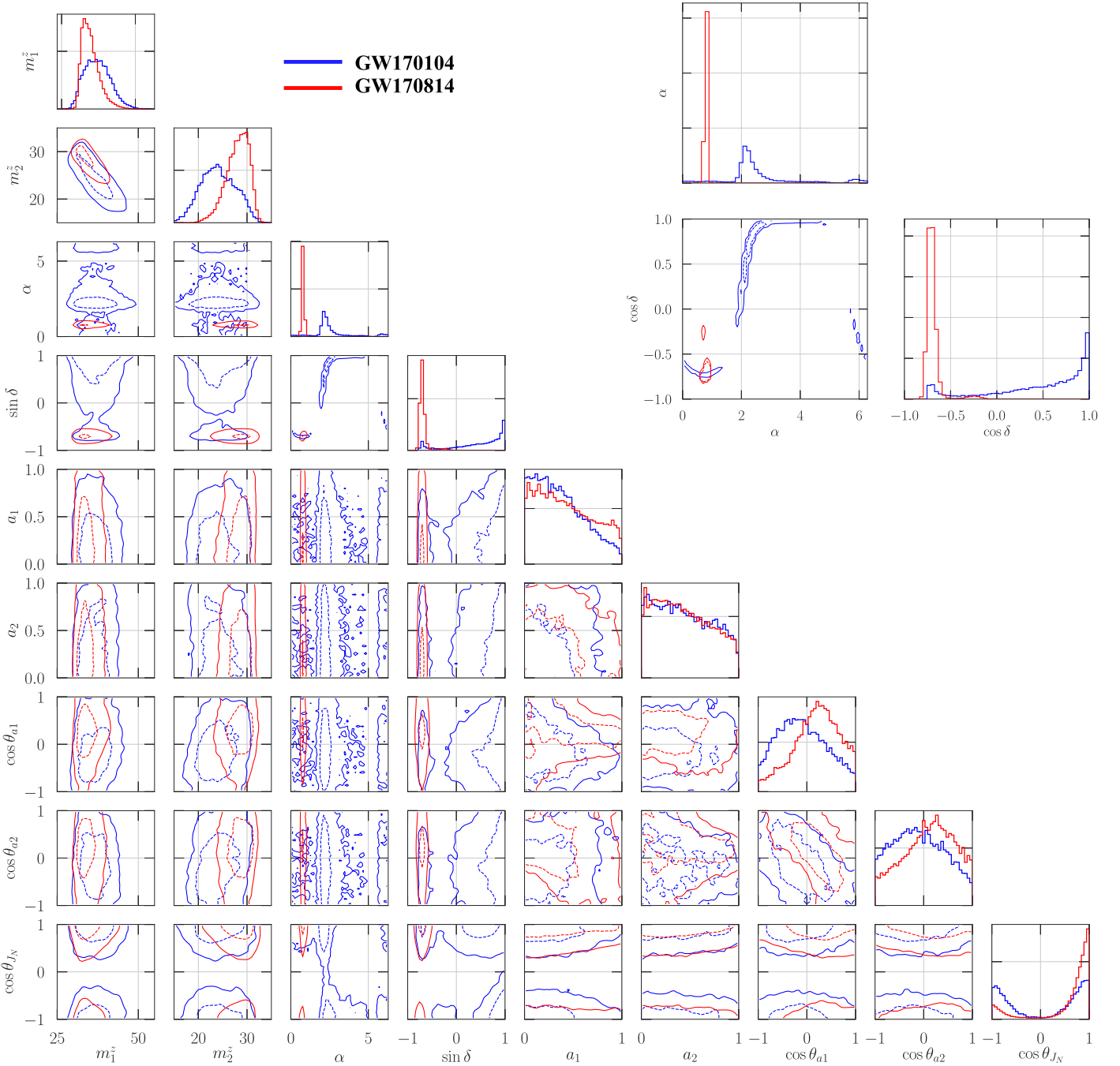


Figure 4. Marginalized 2D and 1D posterior distributions of the parameters that are included in the consistency test, for the event pair GW170104 (blue) and GW170814 (red). Here, m_1^z , m_2^z are the redshifted component masses, a_1 , a_2 are the dimensionless spin magnitudes, θ_{a1} , θ_{a2} are the polar angle of the spin orientations (with respect to the orbital angular momentum), α , $\sin \delta$ denote the sky location, and θ_{JN} is the orientation of the total angular momentum of the binary (with respect to the line of sight). The solid (dashed) contours correspond to the 90% (50%) confidence levels of the 2D distributions. The inset plot shows the marginalized posterior distributions of the sky localization parameters for these events. Overall, the posteriors have some levels of overlap, thus resulting in a considerable Bayes factor of $\mathcal{B}_{\text{U}}^{\text{L}} \sim 198$ supporting the lensing hypothesis, purely based on parameter consistency. However, galaxy lenses are unlikely to produce time delay of 7 months between the images, resulting in a small Bayes factor $\mathcal{R}_{\text{U}}^{\text{L}} \sim 4 \times 10^{-3}$ based on time delay considerations.

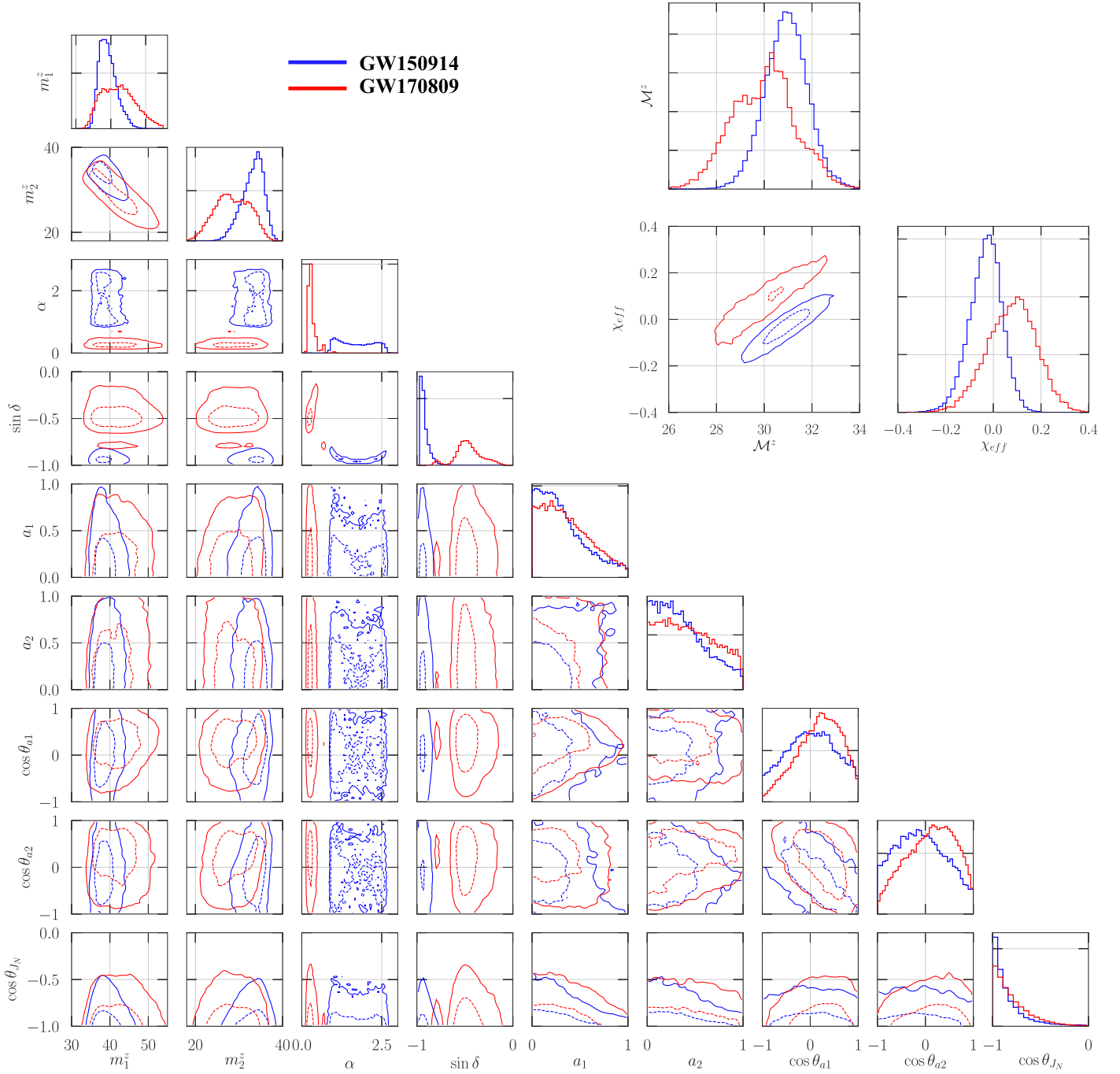


Figure 5. Same as Figure 4, except that the figure corresponds to the 150914 (blue), GW170809 (red) event pair. The inset plot shows the marginalized posterior distributions of the redshifted chirp mass \mathcal{M}^z and effective spin χ_{eff} for these events. Marginalized 1D posteriors have some level of overlap in many parameters; however, 2D posteriors show good separation in many parameters, e.g., in $\mathcal{M}^z - \chi_{\text{eff}}$. The resulting Bayes factor supporting the lensing hypothesis, based on parameter consistency is $\mathcal{B}_{\text{U}}^{\text{L}} \sim 29$. However, galaxy lenses are unlikely to produce a time delay of 23 months between the images, resulting in a small Bayes factor $\mathcal{R}_{\text{U}}^{\text{L}} \sim \times 10^{-4}$ based on time delay considerations.

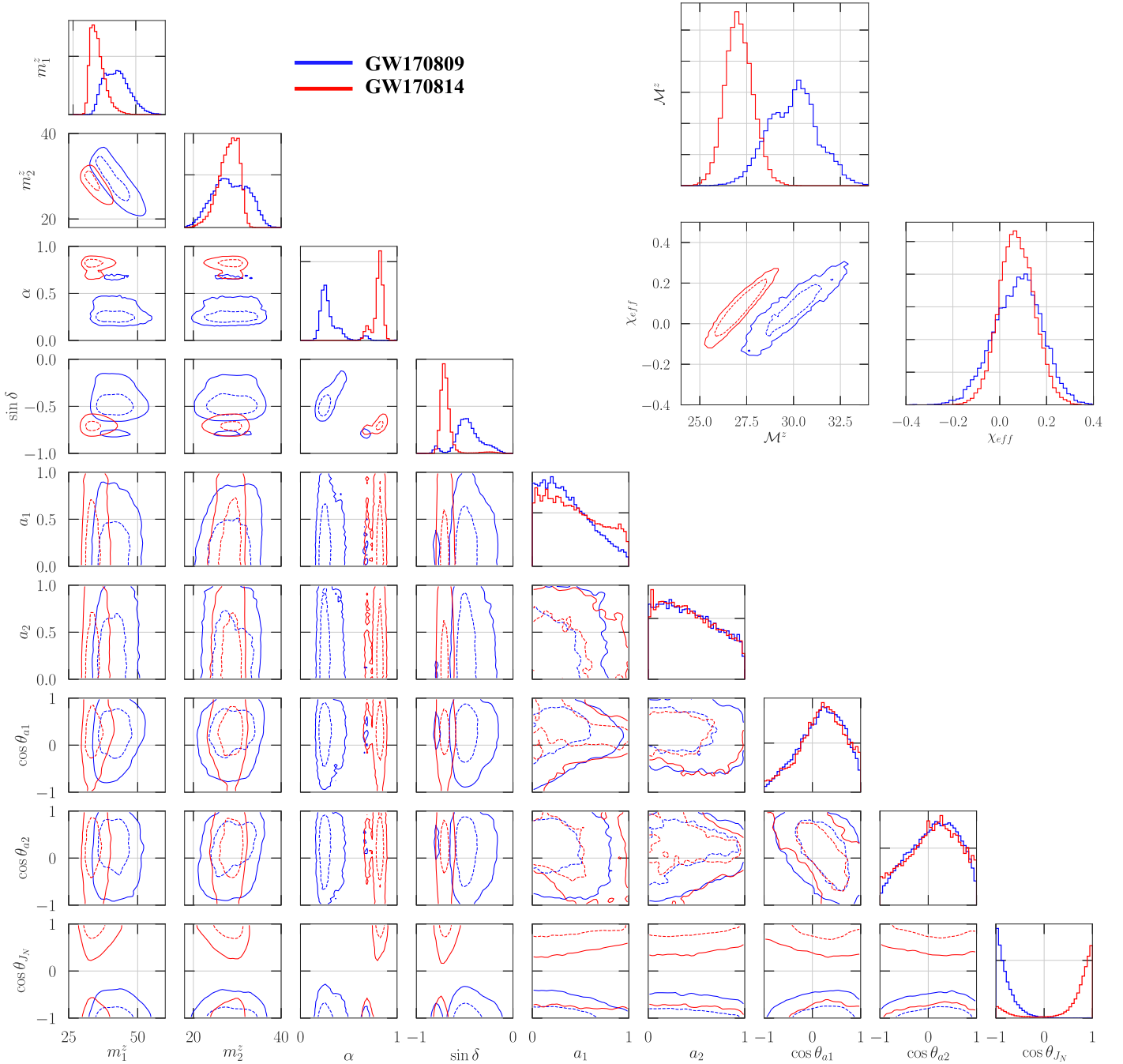


Figure 6. Same as Figure 4, except that the figure corresponds to the GW170809 (blue) and GW170814 (red) event pair. Marginalized 1D posteriors have some level of overlap in many parameters; however, 2D posteriors show good separation in many parameters, e.g., in $\mathcal{M}^z - \chi_{\text{eff}}$. The resulting Bayes factor supporting the lensing hypothesis, based on parameter consistency is $B_{\text{T}}^{\text{L}} \sim 1.2$.

these events is consistent with galaxy lenses, producing a Bayes factor $\mathcal{R}_{\text{T}}^{\text{L}} \sim 3.3$ based on time delay.

ORCID iDs

O. A. Hannuksela <https://orcid.org/0000-0002-3887-7137>
 K. Haris <https://orcid.org/0000-0001-5597-8098>
 K. K. Y. Ng <https://orcid.org/0000-0003-3896-2259>
 S. Kumar <https://orcid.org/0000-0002-6404-0517>
 A. K. Mehta <https://orcid.org/0000-0002-7351-6724>
 D. Keitel <https://orcid.org/0000-0002-2824-626X>
 T. G. F. Li <https://orcid.org/0000-0003-4297-7365>
 P. Ajith <https://orcid.org/0000-0001-7519-2439>

References

- Aasi, J., Abbott, B. P., Abbott, R., et al. 2015, *CQGra*, **32**, 074001
 Abbott, B. P., Abbott, R., Abbott, T., et al. 2018b, *LRR*, **21**, 3
 Abbott, B. P., Abbott, R., Abbott, T. D., et al. 2016, *PhRvL*, **116**, 131103
 Abbott, B. P., Abbott, R., Abbott, T. D., et al. 2018a, arXiv:1811.12907
 Acernese, F., Agathos, M., Agatsuma, K., et al. 2015, *CQGra*, **32**, 024001
 Akutsu, T., Ando, M., Araki, S., et al. 2018, *PTEP*, **2018**, 013F01
 Aso, Y., Michimura, Y., Somiya, K., et al. 2013, *PhRvD*, **88**, 043007
 Babak, S., Taracchini, A., & Buonanno, A. 2017, *PhRvD*, **95**, 024010
 Belczynski, K., Heger, A., Gladysz, W., et al. 2016a, *A&A*, **594**, A97
 Belczynski, K., Holz, D. E., Bulik, T., & O’Shaughnessy, R. 2016b, *Natur*, **534**, 512
 Belczynski, K., Wiktorowicz, G., Fryer, C. L., Holz, D. E., & Kalogera, V. 2012, *ApJ*, **757**, 91

- Bernardi, M., Shankar, F., Hyde, J. B., et al. 2010, *MNRAS*, **404**, 2087
- Bliokh, P., & Minakov, A. 1975, *Ap&SS*, **34**, L7
- Bontz, R. J., & Haugan, M. P. 1981, *Ap&SS*, **78**, 199
- Broadhurst, T., Diego, J. M., & Smoot, G. F. 2019, arXiv:1901.03190
- Broadhurst, T., Diego, J. M., & Smoot, G., III 2018, arXiv:1802.05273
- Cao, Z., Li, L.-F., & Wang, Y. 2014, *PhRvD*, **90**, 062003
- Cassan, A., Kubas, D., Beaulieu, J.-P., et al. 2012, *Natur*, **481**, 167
- Christian, P., Vitale, S., & Loeb, A. 2018, *PhRvD*, **98**, 103022
- Clowe, D., Gonzalez, A., & Markevitch, M. 2004, *ApJ*, **604**, 596
- Dai, L., Li, S.-S., Zackay, B., Mao, S., & Lu, Y. 2018, *PhRvD*, **98**, 104029
- Dai, L., & Venumadhav, T. 2017, arXiv:1702.04724
- Dai, L., Venumadhav, T., & Sigurdson, K. 2017, *PhRvD*, **95**, 044011
- Deguchi, S., & Watson, W. 1986, *ApJ*, **307**, 30
- Diego, J. M., Kaiser, N., Broadhurst, T., et al. 2018, *ApJ*, **857**, 25
- Fryer, C. L., Belczynski, K., Wiktorowicz, G., et al. 2012, *ApJ*, **749**, 91
- Fukugita, M., & Turner, E. L. 1991, *MNRAS*, **253**, 99
- Gerosa, D., & Berti, E. 2017, *PhRvD*, **95**, 124046
- Hannam, M., Schmidt, P., Bohé, A., et al. 2014, *PhRvL*, **113**, 151101
- Haris, K., Mehta, A. K., Kumar, S., Venumadhav, T., & Ajith, P. 2018, arXiv:1807.07062
- Heger, A., & Woosley, S. E. 2002, *ApJ*, **567**, 532
- Husa, S., Khan, S., Hannam, M., et al. 2016, *PhRvD*, **93**, 044006
- Iyer, B., Souradeep, T., & Unnikrishnan, C. S. 2011, LIGO Tech. Rep. LIGO-M1100296, <https://dcc.ligo.org/LIGO-M1100296/public>
- Jung, S., & Shin, C. S. 2019, *PhRvL*, **122**, 041103
- Khan, S., Husa, S., Hannam, M., et al. 2016, *PhRvD*, **93**, 044007
- Kissel, J. 2017a, LIGO Tech. Rep. G1801950-v1, <https://dcc.ligo.org/LIGO-G1801950/public>
- Kissel, J. 2017b, LIGO Tech. Rep. G1801952-v1, <https://dcc.ligo.org/LIGO-G1801952/public>
- Lai, K.-H., Hannuksela, O. A., Herrera-Martín, A., et al. 2018, *PhRvD*, **98**, 083005
- Li, S.-S., Mao, S., Zhao, Y., & Lu, Y. 2018, *MNRAS*, **476**, 2220
- LIGO Scientific Collaboration 2018, LIGO Tech. Rep. P1800370-v2, <https://dcc.ligo.org/LIGO-P1800370/public>
- LIGO Scientific Collaboration, & Virgo Collaboration 2017, LALSuite, https://git.ligo.org/lscsoft/lalsuite/tree/lalinference_o2
- Markevitch, M., Gonzalez, A., Clowe, D., et al. 2004, *ApJ*, **606**, 819
- Nakamura, T. T. 1998, *PhRvL*, **80**, 1138
- Narayan, R., & Bartelmann, M. 1996, arXiv:astro-ph/9606001
- Ng, K. K. Y., Wong, K. W. K., Broadhurst, T., & Li, T. G. F. 2018, *PhRvD*, **97**, 023012
- Ohanian, H. C. 1974, *IJTP*, **9**, 425
- Özel, F., Psaltis, D., Narayan, R., & McClintock, J. E. 2010, *ApJ*, **725**, 1918
- Pan, Y., Buonanno, A., Taracchini, A., et al. 2014, *PhRvD*, **89**, 084006
- Planck Collaboration et al. 2016, *A&A*, **594**, A13
- Rodriguez, C. L., Amaro-Seoane, P., Chatterjee, S., & Rasio, F. A. 2018, *PhRvL*, **120**, 151101
- Salpeter, E. E. 1955, *ApJ*, **121**, 161
- Serenó, M., Jetzer, P., Sesana, A., & Volonteri, M. 2011, *MNRAS*, **415**, 2773
- Smith, G. P., Berry, C., Bianconi, M., et al. 2018a, arXiv:1803.07851
- Smith, G. P., Bianconi, M., Jauzac, M., et al. 2018b, arXiv:1805.07370
- Smith, G. P., Jauzac, M., Veitch, J., et al. 2018c, *MNRAS*, **475**, 3823
- Somiya, K. 2012, *CQGra*, **29**, 124007
- Spera, M., & Mapelli, M. 2017, *MNRAS*, **470**, 4739
- Takahashi, R., & Nakamura, T. 2003, *ApJ*, **595**, 1039
- Takahashi, R., Suyama, T., & Michikoshi, S. 2005, *A&A*, **438**, L5
- Taracchini, A., Buonanno, A., Pan, Y., et al. 2014, *PhRvD*, **89**, 061502
- Thorne, K. S. 1983, in Proc. Advanced Study Institute Conf., Gravitational Radiation, ed. N. Deruelle & T. Piran (Amsterdam: North-Holland Publishing Co.), 1
- Turner, E. L., Ostriker, J. P., & Gott, J. R., III 1984, *ApJ*, **284**, 1
- Vallisneri, M., Kanner, J., Williams, R., Weinstein, A., & Stephens, B. 2015, *J. Phys. Conf. Ser.*, **610**, 012021
- Veitch, J., Raymond, V., Farr, B., et al. 2015, *PhRvD*, **91**, 042003
- Woosley, S. E. 2017, *ApJ*, **836**, 244