



Strategic Analysis of Mango (*Mangifera indica*) Value Chain in Dilla Zuriya District, Dilla Ethiopia

Mesay Adugna Kassa^{1*}

¹College of Agriculture and Natural Resource, Dilla University, Dilla, Ethiopia.

Author's contribution

The sole author designed, analyzed and interpreted and prepared the manuscript.

Article Information

DOI: 10.9734/IJPSS/2017/31883

Editor(s):

(1) Fatemeh Nejatzaheh, Department of Horticulture, Faculty of Agriculture, Khoy Branch, Islamic Azad University, Iran.

Reviewers:

(1) Teoh Yeong Kin, Universiti Teknologi MARA Cawangan Perlis Kampus Arau, Malaysia.

(2) Maina Mwangi, Kenyatta University, Kenya.

(3) Esen Oruç, Gaziosmanpasa University, Turkey.

(4) Luai Jraisat, American University of Madaba (AUM), Jordan.

Complete Peer review History: <http://www.sciencedomain.org/review-history/19066>

Received 29th January 2017

Accepted 9th May 2017

Published 15th May 2017

Review Article

ABSTRACT

Dilla Zuriya has a suitable agro-climatic condition for production of horticultural crops. There are ample garden mango trees in Dilla zuriya at farmer's holdings. The livelihood of most of these farmers is highly supplemented by the sale of mango fruits and other horticultural. The objective of this study is to analysis value chain of mango in Dilla Zuriya district. The analysis of sub sector was done to identify general constraints and causes of the main problem. Information for the analysis of sub sector was gathered through an interview with agricultural officer of the district and desk study from a wide range of secondary sources. The analysis of gathered information done using value chain analysis and presented by chain map, PESTEC, SWOT and problem tree. Contextual factors surrounding Mango value chain were identified by the analysis. Dilla zuriya smallholder farmers earn less income from mango production because of post-harvest losses, low price of mango and low productivity that results in limited capital to improve their farm and low living standard. The yield is low as compared to other mango growing areas in Ethiopia. Most farmers are using poor harvest and post-harvest handling practices due to lack of awareness and lack post-harvest handling technologies. In addition, they are having limited access to central market. These problems are not caused because of a single actor. Solving these problems need collaboration between different stakeholders in the chain. Therefore, stakeholders must work hand in hand to improve the smallholder farmers' income and sub sector in the district.

*Corresponding author: E-mail: mesix21@yahoo.com, Mesay.kassa@hvhl.nl;

Keywords: Mango value chain; production challenges and opportunities.

1. INTRODUCTION

The fruit production in Ethiopia has been small compared to other crops but it has a great potential since the climate is favorable for many horticulture products. According to [1] the mango industry in Ethiopia is in its infant stage. However, mango is grown in many parts, mainly in the west and east of Oromia, SNNPR, Benshangul and Amhara regions [2]. Mangoes contributed about 12.61% of the area allocated for fruit production and took up 12.78% of fruit production in comparison to other fruits growing in the country and the annual consumption of mango by the processing plant at full production capacity is 8.6 tones which are only 1.8% of the current production of mango [3].

According to [4] the total cultivated area for mango in Ethiopia is not more than 12, 000 hectares. The highest annual production estimate in the past five years is 180,000 Mt and more area coverage is expected in the south-western and other parts of the country due to more conducive climatic and edaphic factors. According to [5], even if the farmer's livelihood is highly supplemented by the income from their mango trees, there is a declining trend in yield and quality of mango trees.

Gedio Zone is one of the 13 Zones of Southern Nations and Nationalities Peoples Regional State (SNNPRS) of Ethiopia; it has six rural Districts; Dilla Zuriya, Wenago, Yirgachefe, Kocherie, Bule and Gedeb. Dilla town is found on the main road from Addis Ababa to Kenya, 375 km south of the national capital, and 90 km south of hawassa [6]. The Dilla Zuriya district has 17 peasant associations (PA) and it is 1 kilometers far from Dilla town. Dilla Zuriya is a potential area for production of different horticultural crops [7].

Dilla Zuriya has a suitable agro-climatic condition for production of different horticultural crops including mango, avocado, coffee, enset, sweet potato, taro and cabbage. There are ample garden mango trees in Dilla zuriya at farmer's holdings. The livelihood of most of these farmers is highly supplemented by the sale of mango fruits and other horticultural products [8].

1.1 Objectives

The objective of the review was:

- To analyse mango value chain in Dilla Zuriya district for the identification of the general constraints and opportunities in the chain
- To identify the causes of the main problem
- To formulate preliminary recommendations for the areas of intervention

2. METHODOLOGY

The approach of this review is qualitative based on primary data collected from interview and desk study for secondary data obtained from internet sites.

2.1 Data Collection

Information for analysis was gathered through desk study from a wide range of secondary sources such as books, journals and articles from Internet services using Google and Google scholar. In addition, there was also interview with agricultural officer in the district about current facts of mango postharvest handling in the district.

2.2 Data Analysis

After collection of data from interview and desk study, the analysis is done by value chain analysis. Chain mapping is used to show the value chain of mango in the district. SWOT analysis and PESTEC is done to present internal and external factors that supporting and hindering the development of postharvest handling system. This process led to the identification of the main problem affecting the Mango chain in Dilla Zuriya district.

3. VALUE CHAIN ANALYSIS AND FINDINGS

3.1 Stakeholder Analysis

3.1.1 Input supplier

The input suppliers are the first actor in the value chain for mango. Dilla agricultural office is the first actor who supplies input for Dilla zuriya farmers [8].

3.1.2 Producer

There are 2000 small-scale farmers in Dilla zuriya district [8]. They are the one who produces

the mango and supply to the next actor in the chain.

3.1.3 Collectors

In supply chains of mango, it is common with a large number of middlemen, which can complement the undeveloped infrastructure [9]. Middlemen are the one who buys mango directly on farm and sells it to wholesalers or directly to retailers.

3.1.4 Wholesalers

There are two types of wholesalers in this sub sector. The first is Dilla wholesalers, these wholesalers mostly buy mangos from middlemen. The second wholesaler is Addis Abeba wholesalers, they directly buy mangos from Dilla Zuriya farmers [9].

3.1.5 Processing

Processing is apparently limited to juice making where cafes or juice houses takes the leads in preparation.

3.1.6 Retailer

Retailers are the ultimate sellers in the market chain that purchase and deliver mango to consumers [10]. There are different retailers in the chain; open market retailers, Juice Cafes, fruit shops, street vendors. The retailers buy mango from wholesalers or middlemen and sell to the end users in Dilla town or Addis Abeba (central fruit market). Mostly 80% of retailing in open market and street vendor is done by women and the rest 20% by children [8].

3.1.7 Consumers

Consumers are end user in the value chain [11]. There are different types of consumer in the area; i.e. Dilla town consumers, institutional consumers and Dilla Zuriya (Village) consumers.

3.2 Supporters / Facilitators in Mango Value Chain in Dilla Zuriya

Dilla University is one of the governmental institutions which is found in Dilla. The research and dissemination office of Agriculture College in this university select horticultural crops including Mango as a priority area for development and promotion of the sector in the district for the year of 2016-2017. Currently the horticulture

department in this university is conducting researches on challenges of mango in the district. Dilla University also supports the farmers by giving training in different aspects of the subsector. District agricultural offices another facilitator in the chain. They support small-scale farmers at the district by providing inputs, giving training through extension and reporting the problems of the area related to agriculture. Depending on the information get from District agricultural office Ministry of agriculture and rural development (MOAD) try to help the farmers, reforming strategies and making policies, also support by financing the extension work, training and capacity building activities [8]. OMO micro finance also provides financial support for small-scale farmers who are able to return. Awada research center also supports the producers through giving extension services and training but mostly focused in coffee sector.

3.3 Map of Mango Value Chain in Dilla Zuriya District

3.3.1 Importance of the chain

CSA [7] showed as mango is one of the second potential fruit crop produced in Ethiopia next to banana. MoARD identified Mango as one of the fruits and vegetable products with potential for export and aimed to increase the land under mango cultivation to reach more than 12,000 ha in the selected regions of Oromia, SNNPR (Southern Nations, Nationalities, and Peoples' Region), Amhara and Tigray [12]. Gedio zone is found in SNNPR region. It is suitable for production of different horticultural crops including Mango, coffee, enset, sweet potato, taro, Ethiopian cabbage and Avocado. From six rural Districts of the Gedio zone; Dill Zuriya, Gedeb and Bule districts are known for fruit and vegetable production. But Bule is the only highland district which is suitable for production of highland fruits including apple. Dill Zuriya have a suitable agro ecological condition for production of Mango and other vegetables. The other districts are highly dominated by coffee production [13,8].

3.3.2 Contextual factors in mango value chain

Mango production and value chain in Ethiopia is in fluctuated conditions, because of occurrence of diseases, lack of proper management and lack of adequate infrastructure [14]. According to [7] cropping season mangoes contributed about 14.21% of the area of land allocated

for fruit production and holds 14.55% of quintals of fruits produced in the country. However, less than 2% of the produce is exported [15]. The mango fruit processing industry in Ethiopia is very weak, considering the substantial amount of fruit that is grown in the country. The national research system has developed a number of varieties but is not widely spread.

Since Gedio Zone remains a major center of the coffee trade most of the concerned governmental and non-governmental stakeholders do not give much emphasis on fruit production. There is no farmer union or cooperative amongst mango growers in the Zone. Smallholder farmers in Dilla Zuriya intercrop mango with coffee, taro, chat, avocado and banana. They do not give attention to spacing. The small farm holders in Dilla Zuriya are mainly confined to local or traditional varieties [8]. Most of the farmers have plant two types of local varieties, which are not identified by names. These local varieties are fibrous [16]. Research and dissemination and extension services to promote improved, marketable mango varieties introduction is also limited. There are also pre and post-harvest losses of mango in Dilla zuriya. Major loss of mango also occurs during harvesting between the field and market because of harvesting methods, maturity of the crop, use of inappropriate harvesting materials and poor infrastructure. A study conducted by [17] identified that anthracnose and stem- end rot are important post harvest diseases in mango production. Generally, these problems in post harvest handling and management practices can relate to lack of knowledge, skills and facilities in production and agronomic practices, harvesting, post-harvest handling and limited capacity in R&D and extension services to promote improved and marketable mango varieties introduction, prevalence of mango fruit diseases and pests [16].

In supply chains of mango, it is common with a large number of middlemen, which can complement the undeveloped infrastructure [8]. The producers also face problem to deliver their products for potential market (Addis Abeba) because of lack of adequate infrastructure and majority of producers has small holdings and cannot afford to own their own transport vehicles. Smallholder farmers use pack animal (donkey), human back and cart as means of transportation during marketing of mango [18].

3.4 Internal and External Factors of Influence in the Mango Value Chain

3.4.1 Internal factor analysis

3.4.1.1 Quantitative analysis

3.4.1.1.1 Volume of mango produces and productivity in the district

There are 2000 mango growers in Dilla zuriya district. The volume of production of mango was about 41,100 in the year of 2015. The average productivity of 137 quintals per hectare of mango in the same year as reported by Dilla agricultural office [8]. This productivity is low as compared to other mango producing areas; evidenced by [19,20] who reported a better average yield of 156-780 qt per hectare reported in the southwestern part of Ethiopia. From the total amount of mango produced by small-scale farmers and 70 percent (28770 quintals) of mango pass through middlemen and 20 percent (8,220 quintals) is sold by them self (small-scale mango growers) in their village and. There are some small-scale farmers who have directly link with Addis Abeba wholesalers, from the total amount of mango produced the rest 10 percent (4110 quintals) is taken by Addis Abeba wholesaler.

3.4.1.2 Qualitative analysis

3.4.1.2.1 Actor relations

There are 2000 small-scale farmers in Dilla zuriya district [8]. They are the one who produces the mango and supply to the next actor in the chain. Most middlemen buy mango directly on farm and sell it to wholesalers or to retailers in Dilla town. Some time they are the one who fixes the price on farm level. The wholesalers trade the mangos for Dilla town retailers, Juice houses and to small fruit shops. In addition, other wholesalers (Addis Abeba wholesalers) have a direct link to some of the small-scale farmers and buy directly from the farm. This wholesaler sells their fruit for Piazza retailers (which is a valuable fruit and vegetable market in Ethiopia). The retailers in Dilla buy a mango from wholesalers or sometimes from middlemen and sell to the end users in Dilla town [8]. Juice houses are the one who changes mango fruit into processed goods like juice.

3.4.1.2.2 Chain coordination and power

The middlemen are the co-coordinators in the value chain. They have access to market

information with regard to prices which producers lack. The middlemen control the largest part of value chain as they are involved in collection of mango directly on farm and sell it to wholesalers or to retailers in Dilla town which can complement the undeveloped infrastructure.

3.4.1.2.3 Vulnerable relations

The producers are the most vulnerable actors in the chain. Since Gedio Zone remains a major center of coffee trade most of concerned governmental and non-governmental stakeholders don't give much emphasis on fruit production. Most of farmers have plant two types of local varieties they don't have access to improved varieties [16]. Research and dissemination and extension services to promote improved, marketable mango varieties introduction is also limited in the zone. Lack of adequate infrastructure, lack appropriate harvest and post-harvest handling facilities with perishable nature of the product sometimes forced them to sell their mangos at lower price. Additionally, [21] stated that a seasonal nature of the product and price is inversely related to supply. During peak supply period, prices decline. The situation is worsened by the perishability of the products and poor storage facilities. Small-scale producers often do not have any direct communication with traders but only through [22]. There is no farmer cooperative amongst mango growers in the Gedio Zone. Lack of organization in to marketing groups or cooperatives also make producer vulnerable as they lack bargaining power in market.

3.4.1.3 Gender aspects

Mostly women and children are the one who involves in retailing of mango for consumers. Culturally retailing of fruit is considered as female and children work in most part of Ethiopia. Especially in direct sell of mangos in street vendor and open markets around 80% of retailing is done by females and the rest 20% is done by children [8].

3.4.1.4 Quality attributes

3.4.1.4.1 Intrinsic attributes

- Safety and Health—mostly in open market and street vendor the mangoes are not safe because in this market area their comment to sell mangos by putting in a plastic sheet in the ground. Most of this

places are not safe because mostly this places are not clean and there is contamination of mangos with dust and other dirties. There is also mixing of different type of mangos; defected, rotted, ripen, over ripen and unripen mangos this can hasten the deterioration and reduce nutritional value of the products.

- Shelf life –since mango is a perishables fruit it needs proper management to prolong shelf life [23]. The shelf life of the mango is reduced because of lack of proper pre and post-harvest management methods, poor storage facilities and transportation method.
- Convenience – mango is convenient to use a fresh or as juice form by making simple processing even at the household level.

3.4.1.4.2 Extrinsic attributes

- Production system characteristics – Most mango growers in Ethiopia utilize organic inputs [1]. However, inadequate input, disease and pest may affect the quality of the mango.

3.4.1.5 Quality standard and management system

There are no quality standards for fruit in Dilla zuriya district. Actors on all levels sort mango but there is no official grading or sorting system. Some actors also desire quality controls at the markets [8]. Mostly its done based on physical appearance, size, maturity, color, defects and Sorting of mango produce are principally carried out on farm gates and at primary procurement centers through premises of primary procurers (Local collectors). Thus, it is sorted according to consignment needs of collectors where under-grades such as: Shrunken, smaller sizes and punctures are reasonably expelled from transactions. But under-grads are commonly consumed in farming household as best child foods [17].

3.4.1.6 Factors affecting quality

It is important to harvest mango fruits at a suitable stage of maturity since this determines the quality of the fruit and its durability [9]. In Dilla zuriya practices for harvesting mango done by use of picking hooks, shaking of trees and knocking down fruits with wooden sticks and hand picking from the ground are a common practice. Fruits from the lower part of the tree

can be harvested by hand while a picking pole is used for the fruits higher up in the tree. Pickers reach the fruit by climbing the trees or using ladders. Most of harvesting practices cause fruit droppings that may cause fruit cracks and physical injury at any [1,8]. Which indicated cuts, punctures and bruises have increased ethylene production and hastened fruit softening and ultimately caused mechanical injuries and decay. On the other hand, pulling the fruit from the tree, causes scars where the stem was situated or damage on the skin [24].

3.4.2 External factor analysis

External analysis of mango is done by using PESTEC and presented in Table 2.

3.4.3 Sustainability profile

3.4.3.1 People standard

Basic needs in most mango growing areas, basic facilities such as good health care and education facilities are inadequate. Discrimination most Gedio zone district are marginalized and are not given as much attention as other areas in the country in terms of infrastructural development. Access to water most Dilla zuriya areas lacks clean and adequate water facilities for their consumption. This forces them to use unclean water.

3.4.3.2 Planet standards

Natural resources – most farmers intercrop mangos with other plants like avocado, coffee, taro, this is the best way for diversification of natural resource.

3.4.3.3 Profit standards

Fair and clear agreements – mango growers do not make any agreements with the market forces and thus they are prone to exploitation by middlemen [8]. Market infrastructure markets are not well organized in mango growing areas. Market power small-scale mango growers lack market power as it is in the hands of middlemen and traders who control the markets. This makes them vulnerable actors.

3.4 Product and Information Flow

3.4.1 Market institutions

It is common in Ethiopia that majority of mango producers sell their products to middlemen and nearby local village market [1]. The main central market for horticultural products in Ethiopia is in the capital Addis Ababa. Addis Abeba is around 347 km. far from Dilla. The geographic position of many producers where they face long distances to central and valuable markets. The infrastructure for both regarding information and distribution are not suitable in Gedio zone. In addition to the infrastructure problem most of small-scale producers do not have capital to distribute their product to potential market.

3.4.2 Price information and Information flow within the chain

The producers often have low amount of information as the farmers and traders often do not have any direct communication about price information with each other but only through middleman. But some of the farmers have direct communication about the price and amount of product with Addis Abeba wholesalers by telephone [8].

Table 1. Purchasing and selling price of mango for different actors

Actors	Purchasing price /kg	Selling price ETB /kg	Added value (ETB /kg)
Farm get of small-scale farmer	-	2.5	2.5
Farm get of small-scale farmer (small-scale farmers who have direct link with Addis Abeba wholesalers)	-	3	3
Middlemen	2.5	5	2.5
Addis Abeba Wholesaler	3	10	7
Dilla wholesaler	5	8	3
Open market retailers	8	10	2
Fruit shop retailers	8	11	3
Street vendor retailers	-	2	2
Piazza retailers	10	15	5
Juice cafes	8	45	37
Total			67

Source: Taddesse, 2016

Table 2. PESTEC of mango value chain

Political factors	<ul style="list-style-type: none"> • Reforming strategies and making policies • Inadequate institutional framework • Poor governance
Economic factors	<ul style="list-style-type: none"> • Weak governmental support • Small size farm • Price disincentives for smallholder farmers • a large number of middlemen who lower prices for producers and wholesalers
Social factors	<ul style="list-style-type: none"> • Unorganized producers leading to exploitation by middlemen
Technological factors	<ul style="list-style-type: none"> • harvesting and post-harvest handling equipment • Lack of improved Variety • training on agronomic and management practices
Environmental factors	<ul style="list-style-type: none"> • Favorable agro-climatic condition • Prevalence of disease and pest
Cultural factors	<ul style="list-style-type: none"> • Using traditional transportation system • Involvement of only female and children in open markets and street vendor

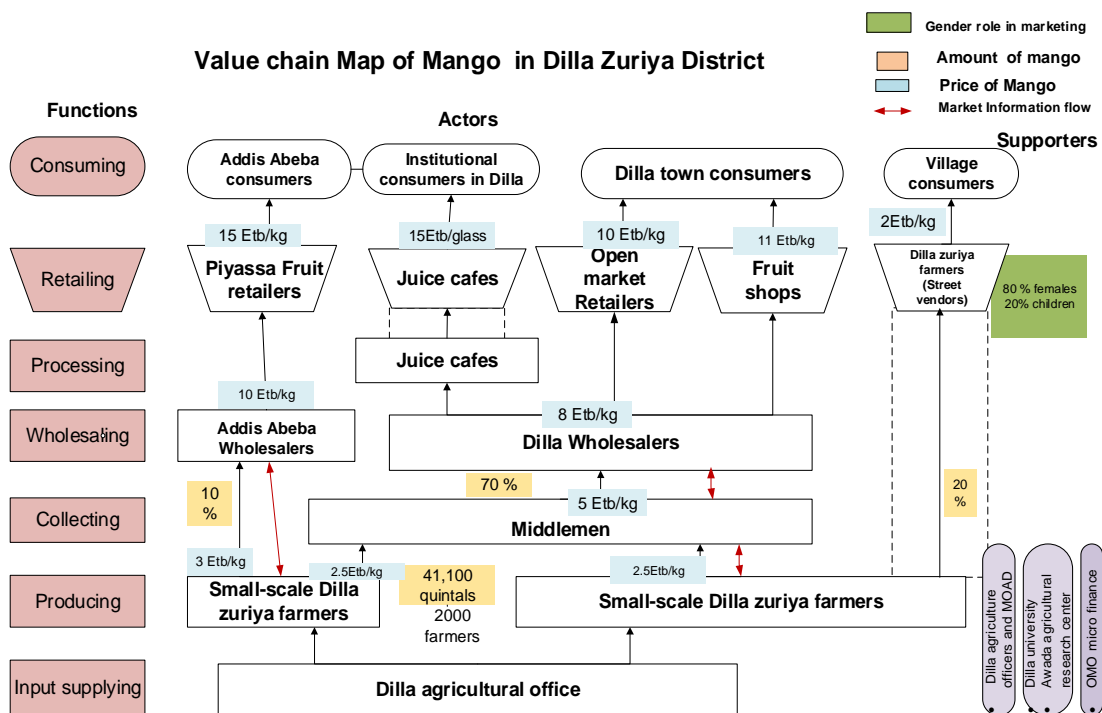


Fig. 1. Value chain map of mango in Dilla Zuriya district

4. PROBLEM RELATED TO MANGO VALUE CHAIN IN DILLA ZURIYA DISTRICT

4.1 Constraints in Mango Value Chain

[1,17] identified the following constraining factors in Mango value chain. These findings also supported by [8].

- Prevalence diseases (anthracnose and stem- end rot) and pest
- Poor agronomic and management practices
- Low productivity
- Lack of knowledge and skills on harvest and post-harvest handling
- Lack of proper harvest and post-harvest handling facilities

- Poor infrastructure with a large number of middlemen
- Pre and Post- harvest losses
- Perishable and seasonal nature of the product with poor storage facility
- Lack of improved and marketable mango varieties
- Poor marketing infrastructure
- Poor market organization and information
- Price disincentives for smallholder farmers
- Mango Processing industry in Ethiopia is very weak
- Limited access to credit service
- Lack of coordination among producers to increase their bargaining power
- Gedio zone is dominated by coffee production
- Limited Research and dissemination and extension services

4.2 Problem Statement

The productivity of mango in dilla zuriya is low as compared to other mango producing areas in the country. Most of producers have limited access to improved and marketable mango varieties, there is also disease and pest problem. Most

farmers use poor harvest and post-harvest handling this can cause high post-harvest losses because of perishable nature of the product. In addition, producers have limited market access to sell to valuable markets because of lack of adequate infrastructure both regarding information and distribution. Geographic position of many producers where they face long distances to central and valuable markets which can result in low price of their product. These problems have a direct effect on small-scale farmers' income and livelihood. It can limit their capacity to improve their farm.

4.3 SWOT Analysis

Strength, weakness, opportunity and treat analysis of Dilla zuriya district mango value chain is presented in Table 3.

4.4 Problem Tree of Mango Sub Sector in Dilla Zuriya District

The problem tree for this case is used to identifying main problems, along with their causes and effects on mango (Fig. 2).

Table 3. SWOT analysis of mango value chain in Dilla Zuriya district

Strength	Weakness
<ul style="list-style-type: none"> • Good quality mango • Potential to increase productivity • Payment received at delivery • Organic input utilization 	<ul style="list-style-type: none"> • Seasonal and perishable nature of mango • Pre and Post- harvest losses • Poor agronomic and management practices • Lack of knowledge and skills on harvest and post-harvest handling • Low productivity • Lack of coordination among producers to increase their bargaining power • Lack of improved and marketable mango varieties
Opportunities	Threats
<ul style="list-style-type: none"> • Favorable climatic conditions for production • Transformation and development plan • High market demand • Flexible crop for diversification- Can easily be combined with annual crops • Opportunity to increase yield 	<ul style="list-style-type: none"> • Prevalence diseases (anthracnose and stem- end rot) and pest (fruit fly) • Mango Processing industry in Ethiopia is very weak • Poor harvest and post-harvest technology • Poor marketing infrastructure • Poor market organization and information • Poor infrastructure with a large number of middlemen • Price disincentives for smallholder farmers • Limited Research and dissemination and extension services • Limited access to credit service • Gedio zone is dominated by coffee production

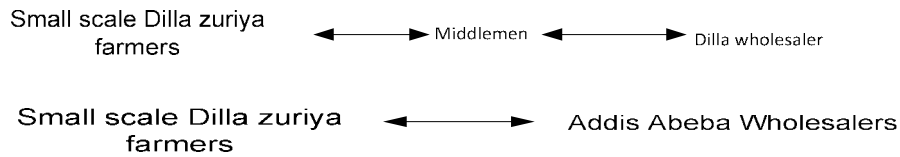


Fig. 2. Information flow within the chain

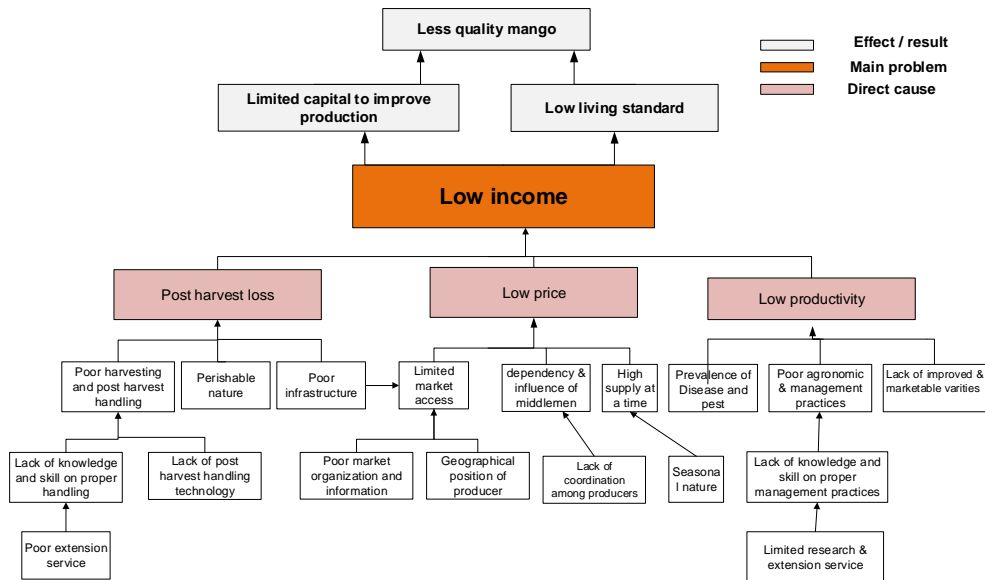


Fig. 2. Problem tree of mango sub sector in Dilla Zuriya District

4.5 Problem Definition

Dilla zuriya smallholder farmers earn less income from mango production because of post-harvest losses, low price of mango and low productivity that results in limited capacity to improve their farm and low living standard.

5. CONCLUSION AND PRELIMINARY RECOMMENDATIONS

Dilla zuriya have a suitable agro-climatic condition for production of mango. The producers are not getting enough income from this sub sector. The yield is low as compared to other mango growing regions in Ethiopia. Since mango is perishable fruit it needs proper handling to maintain its quality in order to sell at a better price but most farmers are using poor harvest and post-harvest handling practices. In addition, they are having limited access to the central market. These problems are not caused because of a single actor. Solving these problems need collaboration between different stakeholders in

the chain. So stakeholders must work hand in hand to improve the smallholder farmers' income and the sub sector in the district.

5.1 Preliminary Recommendations

- Improve market Infrastructure for information and distribution as well as producers' access to this information.
- Create horizontal relationships between farmers' in order to build cooperative or association. This helps to reduce the dependency and influence of middlemen in the chain. Activities such as coordination of selling and transport can be a way to increase their bargaining power in marketing.
- Introduction of improved varieties, application of improved inputs, using of modern technologies should be promoted to increase production and reduce losses.
- Improve efficiency through strengthened the production in infrastructure and efforts to reduce diseases and pests.

- Strengthen research and extension services to create awareness on post-harvest handling, agronomic and management practices.
- Integration of stakeholders in the chains should be increased.

ACKNOWLEDGEMENTS

I would like to thank Tadesse from Dilla Zuriya agricultural office for his unreserved information during data collection. My special gratitude goes Mr. Marco Verschuur for his advice and support during my study time.

COMPETING INTERESTS

Author has declared that no competing interests exist.

REFERENCES

1. Humble S, Reneby A. Post-harvest losses in fruit supply chains a case study of mango and avocado in Ethiopia; 2014. Available:http://stud.epsilon.slu.se/7521/1/Humble_et_al_141205.pdf (Accessed on 10 November 2016)
2. Hussena S, Yimerba Z. Assessment of production potentials and constraints of mango. International Journal of Sciences: Basic and Applied Research (IJSBAR). 2013;11(1)1- 9. Available:<http://gssrr.org/index.php?journal=JournalOfBasicAndApplied> (Accessed on 10 November 2016)
3. Elias. Technical Assessment on Viability of Integrated Fruits Processing in Ethiopia; 2007. Available:<http://etd.aau.edu.et/handle/123456789/4032> (Accessed on 13 November 2016)
4. FAOSTAT (UN food and agricultural organization statistical division). Preliminary 2009 Data for Selected Countries and Products; 2010. Available:<http://faostat.fao.org/site/567/DesktopDefault.aspx?PageID=567#ancor> (Accessed on 17 November 2016)
5. Yeshitela TB, Nessel T. Characterization and classification of mango ecotypes grown in Eastern Hararghe (Ethiopia). Sarhad Journal of Agriculture. 2004; 19(2):179-180.
6. Ethiopian Mapping Authority. National Atlas of Ethiopia. Berhanena Selam Printers, Addis Ababa; 1988.
7. CSA (Central Statistical Authority), 2013. Federal Democratic Republic of Ethiopia, Central Statistical Agency, Agricultural Sample Survey, Report On Area and Production of Crops, (Private Peasant Holdings, Meher Season), Addis Ababa, June, 2013, Statistical Bulletin 417. 2013;1. Available:http://www.csa.gov.et/newcsaweb/images/documents/surveys/Large%20and%20Medium%20Scale%20commercial%20Farm/ETH_LMCF_2011/survey0/data/Docs/Report/State_Farm_Report_2003.pdf (Retrieved in 20 November 2016)
8. Tadesse W. Discussion on mango sub sector in Dilla zuriya district. (email and Facebook conversation) (personal communication 10-18 November 2016); 2016.
9. Brecht JK, Yahia EM, Litz RE. Postharvest physiology (484-528) in Litz, R. E. (eds). The mango: Botany, production and uses, 2nd edition. CABI, Oxfordshire; 2009.
10. Tiruneh D. Value chain development of mango and highland fruits production, SNV Ethiopia; 2009.
11. Bezabih E. Market assessment and value chain analysis in Benishangul Gumuz Regional State, Ethiopia; Final Report, SID-Consult-Support Integrated Development. Addis Ababa; 2010.
12. Honja T. Review of mango value chain in Ethiopia; 2014. Available:<http://www.iiste.org/Journals/index.php/JBAH/article/view/17396> (Accessed on 10 November 2016)
13. Kebedom A, Tigabu B, Tilahun B. Improving banana productivity: An analysis of socio-economic factors in Dilla and surrounding districts; 2015. Available:http://www.ijasvm.com/ijasvmadmin/upload/IJASVM_5652f465dcef3.pdf (Accessed on 10 November 2016)
14. CSA (Central Statistical Authority). Area and production of major crops. Sample Enumeration Survey. Addis Ababa, Ethiopia; 2009.
15. Joosten F. Development strategy for export oriented horticulture in Ethiopia; 2007. Available:<http://library.wur.nl/way/bestanden/clc/1891396.pdf> (Accessed on 2 April 2017)
16. Timoteos H. Challenging impossible-looking hurdles; SNV Netherlands Development Organization, Case Studies; 2009.

17. Tadesse A. Market chain analysis of fruits for gomma woreda, jimma zone, oromia national regional state; 2011.
Available:https://cgspace.cgiar.org/bitstream/handle/10568/12603/FinalThesis_AyelechTadesse.pdf?sequence=1
(Accessed on 12 November 2016)
18. Crane JH, Salazar-Garcia S, Lin TS, de Queiroz Pinto AC, Shu ZH. Crop production: Management (432- 483) in Litz, R. E. (eds). The mango: Botany, production and uses, 2nd edition. CABI, Oxfordshire; 2009.
19. Garedew W, Tsegaye B. Trends of avocado (*Persea americana M*) production and its constraints: In mana woreda ONRS of Ethiopia. A Potential Crop for Coffee Diversification. 2010.
20. Shumeta Z. Avocado production and marketing in South Western Ethiopia. Trends in Agricultural Economics. 2010; 3(4):190 -206.
Available:<http://scialert.net/fulltext/?doi=tae.2010.190.206&org=11>
(Accessed on 3 November 2016)
21. Emanu B, Gebremedhin H. Constraints and opportunities of horticultural production and marketing in eastern Ethiopia. Drylands Coordination Group, report. 2007;46.
Available:<http://www.eap.gov.et/sites/default/files/Constraints%20and%20Opportunities%20of%20Horticulture%20Production%20and.pdf>
(Accessed on 18 November 2016)
22. Brecht JK, Sargent SA, Kader AA, Mitcham EJ. Mango post harvest best management practice manual; 2014.
Available:<https://edis.ifas.ufl.edu/pdffiles/HS/HS118500.pdf>
(Accessed on 27 March 2017)
23. Kader A. Postharvest technology of horticultural crops. Third Edition. University of California Agriculture and Natural Resources, Publication 3311; 2002.
ISBN-13: 9781879906518
24. FAOSTAT (UN Food and Agricultural Organization Statistical Division). Preliminary 2009 Data for Selected Countries and Products; 2010.
Available:<http://faostat.fao.org/site/567/DesktopDefault.aspx?PageID=567#anchor>
(Accessed on 17 November 2016)

APPENDIX



© 2017 Kassa; This is an Open Access article distributed under the terms of the Creative Commons Attribution License (<http://creativecommons.org/licenses/by/4.0>), which permits unrestricted use, distribution, and reproduction in any medium, provided the original work is properly cited.

Peer-review history:
The peer review history for this paper can be accessed here:
<http://sciencedomain.org/review-history/19066>