



Effects of Nano Zinc Oxide (ZnO) Particles on Germination of Maize (*Zea mays* L.) Seeds

Dharam Singh Meena^{1*}, H. M. Jayadeva¹, Chirag Gautam²
and Hari Mohan Meena³

¹Department of Agronomy, College of Agriculture, Bengaluru, Karnataka, India.

²Department of Plant Pathology, University of Agricultural Sciences (UAS), Bengaluru, Karnataka, India.

³Department of Soil Sciences, University of Agricultural Sciences (UAS), Bengaluru, Karnataka, India.

Authors' contributions

This work was carried out in collaboration between all authors. All authors read and approved the final manuscript.

Article Information

DOI: 10.9734/IJPSS/2017/33687

Editor(s):

(1) Muhammad Shehzad, Department of Agronomy, Faculty of Agriculture, The University of Poonch Rawalakot, Pakistan.

Reviewers:

(1) Md. Nazmul Haque, Sher-e-Bangla Agricultural University, Sher-e-Bangla Nagar, Dhaka, Bangladesh.

(2) Ibrahim Demir, University of Ankara, Ankara, Turkey.

(3) Essam El-Hashash, Al-Azhar University, Cairo, Egypt.

Complete Peer review History: <http://www.sciencedomain.org/review-history/19054>

Original Research Article

Received 26th April 2017

Accepted 13th May 2017

Published 13th May 2017

ABSTRACT

The Lab experiment was conducted during *kharif* season of 2016-17 in the laboratory of Department of Agronomy, Gandhi Krishi Vigyana Kendra (G.K.V.K), University of Agricultural Sciences (UAS), Bengaluru with different concentrations of nano zinc oxide (800 ppm, 1000 ppm, 1200 ppm 1400 ppm and 1600 ppm) to assess the performance of maize seedling. Among the different concentrations of nano zinc oxide 1000 and 1200 ppm recorded 100 percent germination of maize seeds. However, 1200 ppm nano zinc oxide recorded higher root length (6.5 cm), shoot length (3.9 cm) and seed vigor index (1040) compared to other concentrations. Lowest germination was recorded under 1600 nano zinc oxide treatment (40%).

Keywords: Nano ZnO; maize; germination; SVI.

*Corresponding author: E-mail: dsagrians@gmail.com;

1. INTRODUCTION

Maize (*Zea mays* L.) is considered as "Queen of Cereals" because of its high production potential and wider adaptability and it is the third most important cereal crop in the world after wheat and rice with an area of 182 million ha, production of 987 million tonnes and productivity of 5423 kg per ha [1]. In India, it is cultivated on an area of 8.55 million ha with a production of 22.23 million tonnes and the productivity of 2600 kg per ha [1]. In Karnataka, it is cultivated on an area of 1.36 million ha with a production of 4.09 million tonnes with an average productivity of 3018 kg per ha [2].

Nano fertilizers with emerging nutrient management tools in agriculture have potential to increase crop yield, nutrient use efficiency and farmer income with reduced environment pollution resulted from application of overdose of fertilizers in crop production. Nano fertilizers have high surface area, water solubility and penetrability which help to increase availability of nutrient to the crop plant from applied surface. Hence, it is visualized as a rapidly evolving field in nutrient management which has potential to revolutionize agriculture and food systems and improve the conditions of the poor. Khodakovskaya et al. [3] and Ma et al. [4] suggested that nanoparticles efficacy depends on their size, surface area, composition and reactivity and interaction with plant surface. They interact with plants so the impact of engineered nanoparticles (ENPs) on plants physiology and morphology depends on the composition, concentration, size, and physical and chemical properties of ENPs as well as plant species.

The present study was taken up to investigate the promontory or inhibitory effects of various concentrations of ZnO nanoparticles on germination of maize (*Zea mays* L.) seeds.

2. MATERIALS AND METHODS

The Lab experiments were conducted during *kharif* season of 2016-17 in Petridishes. The details of material used and methodology adopted during the course of investigation entitled "effect of nano zinc oxide (ZnO) particles on germination of maize (*Zea mays* L.) seeds". The Lab experiment was conducted in laboratory of Department of Agronomy, Gandhi Krishi Vigyana Kendra (G.K.V.K), University of Agricultural Sciences (UAS), Bangalore - 560 065. Lab experiment was conducted to assess

the performance of maize seed treated with different concentration of nanozinc oxide (800 ppm, 1000 ppm, 1200 ppm 1400 ppm and 1600 ppm).

2.1 Preparation of Particle Suspensions and Zinc Ion Solution

The nano particles were suspended directly in double distilled water (DDW) and dispersed by using mechanical stirrer for 30 min. Small magnetic bars were placed in the suspensions for stirring before use to avoid aggregation of the particles. Zinc ion (Zn^{2+}) solution was prepared by dissolving zinc sulfate heptahydrate ($ZnSO_4 \cdot 7H_2O$) in DDW.

Seeds: 10 maize seeds per petri dish, observations were recorded after 5 days of treatment with nano zinc oxide solution.

Treatments: 800, 1000, 1200, 1400, 1600 ppm nano zinc oxide, 0.5% $ZnSO_4 \cdot 7 H_2O$ and Deionized distil water.

Vigour index = Root length + Shoot length x Seed germination %. Abdul-baki and Anderson [5].

3. RESULTS AND DISCUSSION

A lab experiment was conducted by using different concentrations of nano zinc oxide in laboratory of Department of Agronomy, GKVK, UAS, Bengaluru, Karnataka using Petridishes to assess the effect of nano ZnO on germination of maize seeds. Among the different concentrations of nano zinc oxide 1000 and 1200 ppm recorded 100 percent germination of maize seeds. However, 1200 ppm nano zinc oxide recorded higher root length (6.5 cm), shoot length (3.9 cm) and seed vigor index (1040) compared to other concentrations (Table 1).

Under 1600 ppm nano zinc oxide treatment recorded lowest seed germination percentages, shoot length, root length and SVI compared to other nano zinc oxide concentration it might be due the inhibitory of effect of higher concentration of nano zinc oxide in Petridishes on maize seeds result in reduce the germination % and other parameters of maize seedlings. Several researchers reported that nano zinc oxides increased growth of the plant of different crops like Sedghi et al. [6] in soybean, Raskarand Laware [7] in onion, Ramesh et al. [8] in wheat and Prasad et al. [9] in peanut and

many studies, increasing evidence suggests that zinc oxide nanoparticles (ZnO NPs) increase plant growth and development. However, higher dose of ZnO nano particles inhibit the germination, growth of the plants which depends on the concentration of the solution.

Table 1. Effects of nano zinc oxide on seedling growth of the maize

Treatments	Germination %	Root length (cm)	Shoot length (cm)	SVI
1600	40	3.55	2.7	250
1400	90	4.42	2.9	658.8
1200	100	6.5	3.9	1040
1000	100	5.37	2.55	792
800	90	5.35	3.42	789.3
ZnSO ₄	80	3.37	2.35	457.6
DI Water	60	3.45	3.4	411
CD (P=0.05)	6.81	0.11	0.19	6.09




Fig. 1. Effects of different concentration of nano ZnO on maize seedling 5 days after treatment

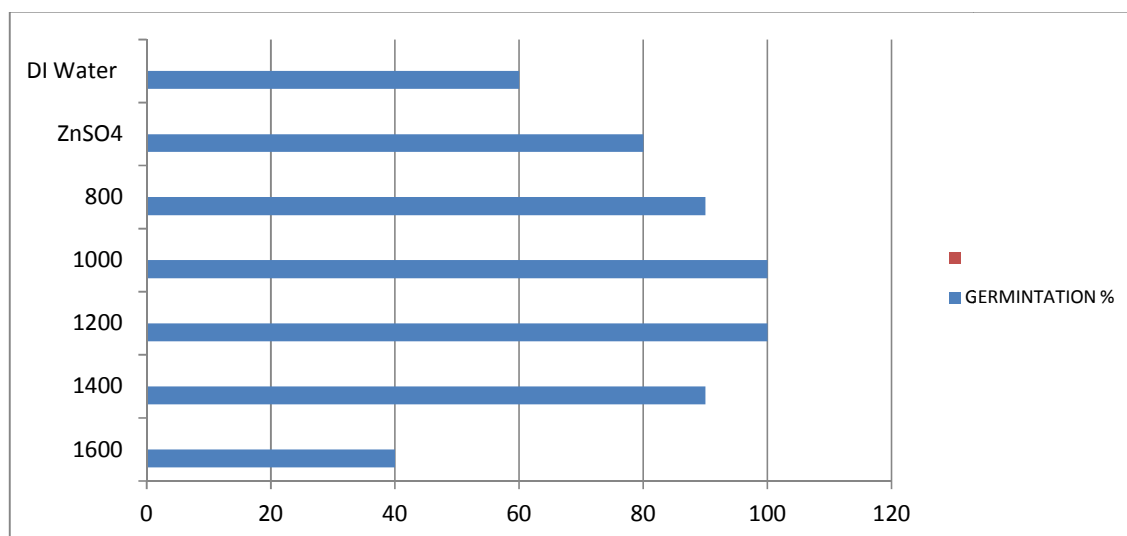


Fig. 2. Effects of nano zinc oxide on seed germination of maize

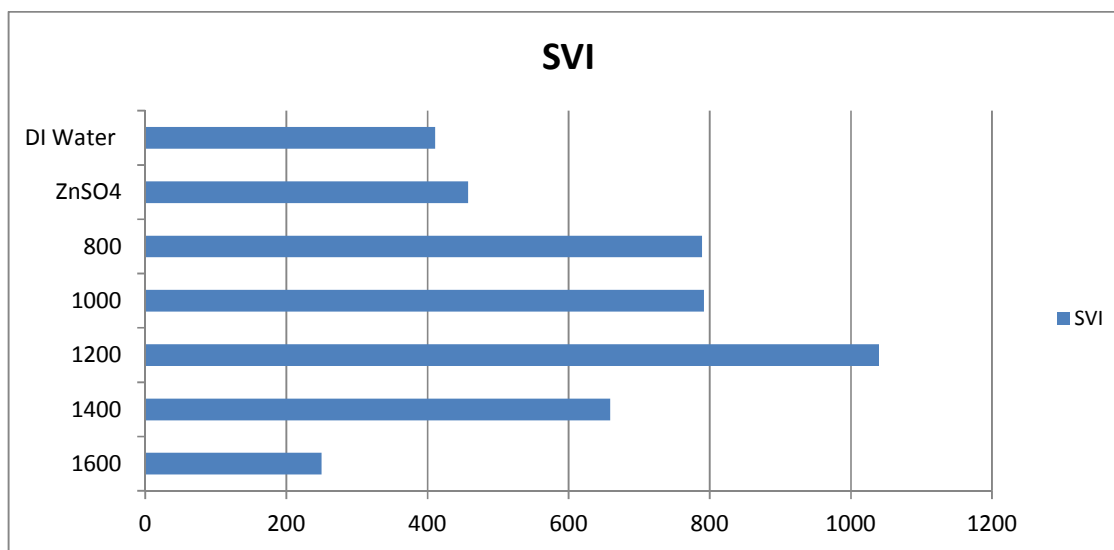


Fig. 3. Effects of nano zinc oxide on seed vigor index of maize

Similarly deionised water recorded higher shoot length and root length compared to 0.5% ZnSO₄ and 800 ppm nano ZnO treated Petridis, this might be due to the no inhibitory effect of the solution in case of DI water but due to lack of availability nutrient compare to 1000 & 1200 ppm nano ZnO treatment it reported lower shoot length and root length. Meena Dharam Singh and B. N. Aravinda Kumar [10] and similar results were obtained by Rosa et al. [11] applied different concentrations of ZnO nano particles on tomato, alfalfa and cucumber and reported that seed germination was enhanced by nano particles of zinc oxide. Meena et al. [12] also suggested that nano particles have both positive and negative effects on the plant which depends on the concentration of the solution and type of the crop.

4. CONCLUSION

The salient findings of the experiment indicates that usefulness and effectiveness of nano ZnO fertilizers to enhance the germination and vigor of the maize seeds. Nanofertilizers perform better under lower concentration but under the situation of higher fertilizer doses crop may require higher concentration of nanofertilizers. Overall 1000 and 1200 ppm nano zinc oxide performed well compared to other concentration of nano zinc oxide and control.

COMPETING INTERESTS

Authors have declared that no competing interests exist.

REFERENCES

1. Anonymous. Directorate of economics and statistics, Department of Agriculture and Cooperation, Ministry of Agriculture, Govt. of India; 2015.
2. Anonymous. Directorate of economics and statistics. Govt. of Karnataka; 2015.
3. Khodakovskaya MV, de Silva K, Biris AS, Dervishi E, Villagarcia H. Carbon nanotubes are able to penetrate plant seed coat and dramatically affect seed germination and plant growth. *ACS Nano*. 2012;6(3):2128–2135.
4. Ma X, Geiser-Lee J, Deng Y, Kolmakov A. Interactions between engineered nanoparticles (ENPs) and plants: Phytotoxicity, uptake and accumulation. *Sci Total Environ*. 2010;408(16):3053–3061.
5. Abdul-baki and Anderson. Relationship between decarboxylation of glutamic acid and vigour in soybean seed. *Crop Sci*. 1973;13:222-226.
6. Sedghi M, Hadi M, Toluie SG. Effect of nano zinc oxide on the germination of soybean seeds under drought stress. *Ann West UniTimis, Oaraser Biol*. 2013; XVI(2):73–78.
7. Raskar SV, Laware SL. Effect of zinc oxide nanoparticles on cytology and seed germination in onion. *Int J Curr Microbiol App Sci*. 2014;3:467–473.
8. Raliya R, Tarafdar JC. ZnO nanoparticle biosynthesis and its effect on

- phosphorous-mobilizing enzyme secretion and gum contents in Clusterbean (*Cyamopsis tetragonoloba* L.). Agric Res. 2013;2:48–57.
9. Prasad TNVKV, Sudhakar P, Sreenivasulu Y, Latha P, Munaswamy V, Reddy KR, Sreeprasad TSP, Sajanalal R, Pradeep T. Effect of nanoscale zinc oxide particles on the germination, growth and yield of peanut. J Plant Nutr. 2012;35(6):905–927.
 10. Meena DS, BN. Aravinda K. Bio efficacy of nano zinc sulphide (Zns) on growth and yield of sunflower (*Helianthus Annuus* L.) and nutrient status in the soil. Int. J. Agri. Sci. 2017;9(6):3795-3798.
 11. DeRosa MC, Monreal C, Schnitzer M, Walsh R, Sultan Y. Nanotechnology in fertilizers. Nat Nanotechnol. 2010;5:91. DOI: 10.1038/nnano.2010.2
 12. Meena DS, Gautam C, Patidar OP, Meena HM, Prakasha G, Vishwajith. Nano fertilizers is a new way to increase nutrients use efficiency in crop production. Inter. J. Agri. Sci. 2017;9(7):3831-3833.

© 2017 Meena et al.; This is an Open Access article distributed under the terms of the Creative Commons Attribution License (<http://creativecommons.org/licenses/by/4.0>), which permits unrestricted use, distribution, and reproduction in any medium, provided the original work is properly cited.

Peer-review history:

*The peer review history for this paper can be accessed here:
<http://sciencedomain.org/review-history/19054>*